

ASSET BOOK FY2021-3Q

 **MITSUBISHI ESTATE CO., LTD.**

Otemachi Park Building, 1-1, Otemachi 1-chome, Chiyoda-ku, Tokyo 100-8133, Japan

TEL +81-3-3287-5200 <https://www.mec.co.jp/>



1890s Starting from Scratch

Purchase of Marunouchi Land and Vision of a Major Business Center



The history of Tokyo's Marunouchi area began in 1890 when Yanosuke Iwasaki purchased the area at the request of the Meiji government of Japan.

At the time, the area was an expanse of flat, grassy fields that became known as Mitsubishigahara, or Mitsubishi Fields. Iwasaki's reasoning behind this acquisition was his belief that for Japan to become a modern nation, the country needed a business center such as that of New York or London. The purchase price was ¥1.28 million, about three times Tokyo's annual budget at the time—a massive sum that speaks to the boldness and inspiration of Iwasaki's decision.



1

1890s – 1950s

First Phase of Development

Dawning of a Full-Scale Business Center Development



The construction of the area's first modern office Building, Mitsubishi Ichigokan, was completed in 1894. Soon after, three-story redbrick office Buildings began springing up, resulting in the area becoming known as the "London Block."

Following the opening of Tokyo Station in 1914, the area was further developed as a business center. American-style large reinforced concrete Buildings lined the streets. Along with the more functional look, the area was renamed the "New York Block."

2

1960s – 1980s

Second Phase of Development

An Abundance of Large-Capacity Office Buildings Reflecting a Period of Rapid Economic Growth



As Japan entered an era of heightened economic growth, there was a sharp increase in demand for office space. Through the Marunouchi remodeling plan that began in 1959, the area was rebuilt with large-scale office buildings, providing a considerable supply of highly integrated office space. Sixteen such buildings were constructed, increasing the total available floor space by more than five times. In addition, Naka-dori Avenue, stretching from north to south through the Marunouchi area, was widened from 13 meters to 21 meters.

The 1980s marked the appearance of high-rise buildings more than 100 meters tall in the area. However, even amid this changing skyline, the Marunouchi area remained a business center with beautiful scenic views of the waters and green woods of the Imperial Palace.

3

1998 – 2019

Third Phase of Development

(First and second stage of redeveloping Marunouchi)
The World's Most Interaction-Inspiring Neighborhood



In 1998, Mitsubishi Estate began to work on a project which aimed to create a landscape that would give a new image to the area based on the concept of "The world's most interaction-inspiring neighborhood."

Starting with the completion of the Marunouchi Building in 2002, Mitsubishi Estate rebuilt many buildings in line with the new concept. Soon after, we have expanded the vibrant and bustling atmosphere of Marunouchi to Otemachi and Yurakucho, deepening the business function as well as widening the versatility of city function.

4

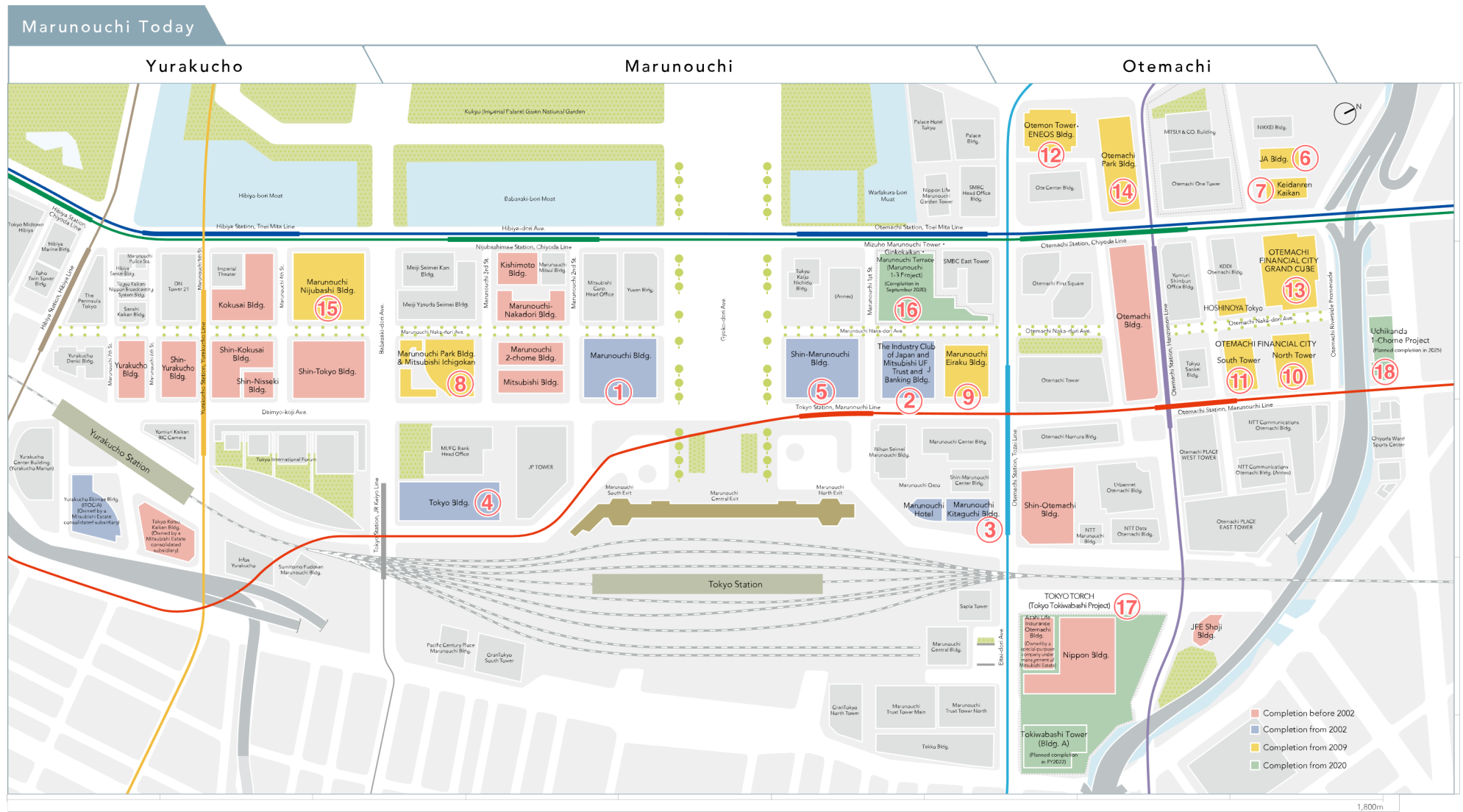
2020 –

Marunouchi NEXT Stage

Focus Shifted to Make the Marunouchi Redevelopment Project Broader and More Comprehensive



Setting the community development from 2020's as the "Marunouchi NEXT Stage", we strive to provide co-creation platform for innovation through companies, employees, and visitors. In addition, as we have set the Yurakucho and Tokiwabashi area as the main redevelopment area, approximately 600 billion to 700 billion yen in total will be invested by 2030 to promote redevelopment and renovation.

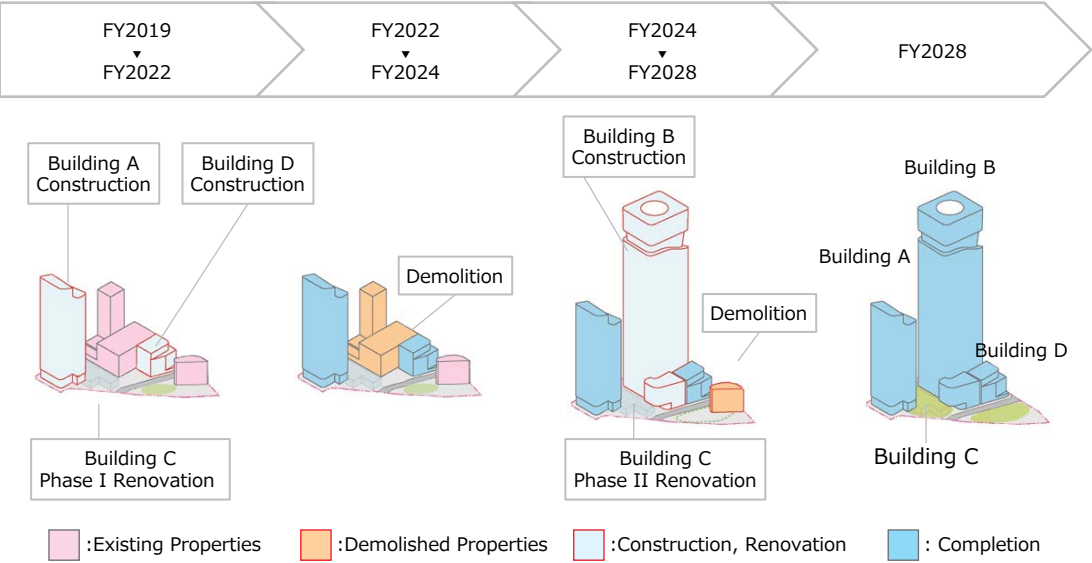


Marunouchi

TOKYO TORCH(Tokyo Tokiwabashi Project)

	Tokiwabashi Tower (Bldg. A)	Torch Tower (Bldg.B)	Building C	Building D
Name	TOKYO TORCH(Tokyo Tokiwabashi Project)			
Location	Chiyoda, Tokyo and Chuo, Tokyo			
Site Area	31,400㎡			
Total Floor Area	146,000㎡	544,000㎡	20,000㎡	30,000㎡
Floor Area Ratio	1,860%			
Floors(above ground / below ground) Height	40/5 212m	63/4 390m	1/4	9/3 53m
Construction Begins	Jan. 2018	FY2024	Jan. 2018	Apr. 2017
Expected Completion	Jun. 2021	FY2028	FY2028	Mar. 2022
Map Number	⑰			

Schedule



©Mitsubishi Jisho Sekkei Inc.

Marunouchi

The Latest Projects



Name	Mizuho Marunouchi Tower・Ginkokaikan・Marunouchi Terrace (Marunouchi 1-3 Project)	Tokiwabashi Tower (Building A)	Uchikanda 1-chome Project
Location	Chiyoda, Tokyo	Chiyoda, Tokyo and Chuo, Tokyo	Chiyoda, Tokyo
Site Area	11,200㎡	31,400㎡ (Project Total)	5,100㎡
Total Floor Area	181,000㎡	146,000㎡ (Building A)	84,500㎡
Floor Area Ratio	1,300%	1,860% (Project Total)	1,400%
Floors(above ground / below ground)	Mizuho Marunouchi Tower・Ginkokaikan(Tower Wing): 29/4 Marunouchi Terrace(Annex Wing): 10/4	40/5	26/3
Construction Began	Jan. 2018	Jan. 2018	Apr. 2022
Expected Completion	Sep. 2020 (Completed)	Jun. 2021	2025
Map Number	⑩	⑰	⑱

Marunouchi

Redevelopment Buildings

					
Name	Marunouchi Building	The Industry Club of Japan· Mitsubishi UFJ Trust and Banking Building	Marunouchi Kitaguchi Building (Marunouchi Oazo)	Tokyo Building	Shin-Marunouchi Building
Location	Chiyoda, Tokyo	Chiyoda, Tokyo	Chiyoda, Tokyo	Chiyoda, Tokyo	Chiyoda, Tokyo
Site Area	10,000㎡	8,100㎡	23,800㎡ (Entire Marunouchi Oazo)	8,100㎡	10,000㎡
Total Floor Area	159,800㎡	109,900㎡	65,600㎡	149,300㎡	195,400㎡
Floor Area Ratio	1,437%	1,234%	1,272%	1,700%	1,760%
Leasable Area	76,200㎡	40,500㎡	53,600㎡	83,400㎡	103,500㎡
Floors(above ground / below ground)	37/4	30/4	29/4	33/4	38/4
Completion	Aug. 2002	Feb. 2003	Aug. 2004	Oct. 2005	Apr. 2007
Map Number	①	②	③	④	⑤

Marunouchi

Redevelopment Buildings

						
Name	JA Building	Keidanren Kaikan	Marunouchi Park Building	Marunouchi Eiraku Building	OTEMACHI FINANCIAL CITY	
					North Tower	South Tower
Location	Chiyoda, Tokyo	Chiyoda, Tokyo	Chiyoda, Tokyo	Chiyoda, Tokyo	Chiyoda, Tokyo	Chiyoda, Tokyo
Site Area	13,400㎡		12,000㎡	8,000㎡	14,100㎡	
Total Floor Area	236,000㎡ for total of 3 buildings (Nikkei, JA, and Keidanren)		195,600㎡	139,700㎡	109,600㎡	133,200㎡
Floor Area Ratio	1,590% for total of 3 buildings (Nikkei, JA, and Keidanren)		1,565%	1,593%	1,570%	
Leasable Area	33,100㎡	15,400㎡	117,400㎡	49,600㎡	27,200㎡	59,100㎡
Floors (above ground / below ground)	37/3	23/4	34/4	27/4	31/4	35/4
Completion	Apr. 2009	Apr. 2009	Apr. 2009	Jan. 2012	Oct. 2012	Oct. 2012
Map Number	⑥	⑦	⑧	⑨	⑩	⑪

Marunouchi

Redevelopment Buildings



Name	Otemon Tower・ENEOS Building	OTEMACHI FINANCIAL CITY GRAND CUBE	Otemachi Park Building	Marunouchi Nijubashi Building
Location	Chiyoda, Tokyo	Chiyoda, Tokyo	Chiyoda, Tokyo	Chiyoda, Tokyo
Site Area	6,900㎡	9,800㎡	9,300㎡	9,900㎡
Total Floor Area	107,600㎡	193,600㎡	151,700㎡	174,100㎡
Floor Area Ratio	1,400%	1,650%	1,400%	1,500%
Leasable Area	44,500㎡	131,400㎡	84,200㎡	78,400㎡
Floors (above ground / below ground)	22/5	31/4	29/5	30/4
Completion	Nov. 2015	Apr. 2016	Jan. 2017	Oct. 2018
Map Number	⑫	⑬	⑭	⑮

Tokyo

The Latest Projects(Outside of Marunouchi)

					
Name	msb Tamachi(musubu Tamachi) (Tower S)	Link Square Shinjuku	CO·MO·RE YOTSUYA	the ARGYLE aoyama	Kokusai Shin-Akasaka Building Redevelopment Project
Location	Minato, Tokyo	Shibuya, Tokyo	Shinjuku, Tokyo	Minato, Tokyo	Minato, Tokyo
Site Area	11,700㎡	4,100㎡	17,900㎡	2,300㎡	13,100㎡
Total Floor Area	138,300㎡	43,800㎡	139,600㎡	23,100㎡	To be determined
Floors (above ground / below ground)	31/2	16/2	31/3 (Office Wing)	20/2	To be determined
Construction Began	-	Jun. 2017	Sep. 2016	Dec. 2017	To be determined
Expected Completion	May 2018	Aug. 2019	Jan. 2020	Jun. 2020	To be determined

Nationwide

Major Properties

					
Name	Yokohama Landmark Tower	Dai Nagoya Building	Hirokoji Cross Tower(A)・Former The Bank of Nagoya Building(B)	Grand Front Osaka	
Location	Yokohama, Kanagawa	Nagoya, Aichi	Nagoya, Aichi	South Building(Tower A)	North Building(Tower B, C)
Site Area	38,100㎡	9,200㎡	4,600㎡	10,600㎡	22,700㎡
Total Floor Area	392,900㎡	148,100㎡	A: 44,200㎡ B: 4,900㎡	188,800㎡	295,500㎡
Leasable Area	219,800㎡	81,300㎡	34,200㎡	77,500㎡	24,700㎡
Floors (above ground / below ground)	70/4	34/4	A: 21/1 B: 6/1	38/3	Tower B: 38/3 Tower C: 33/3
Completion	Jul. 1993	Oct. 2015	Feb. 2018	Mar. 2013	Feb. 2013

List of Properties

Name	Location	Site Area	Total Floor Area	Leasable Area	Floors(above ground / below ground)	Completion
Marunouchi Area						
Otemachi Building	Chiyoda, Tokyo	10,500㎡	111,300㎡	74,900㎡	9/3	Apr. 1958
Shin-Otemachi Building	Chiyoda, Tokyo	8,500㎡	88,800㎡	62,000㎡	10/3	Dec. 1958
Nippon Building	Chiyoda, Tokyo	16,500㎡	120,500㎡	49,700㎡	14/4	Jul. 1962
Marunouchi Nakadori Building	Chiyoda, Tokyo	4,500㎡	46,100㎡	29,600㎡	10/4	Jan. 1963
Shin-Tokyo Building	Chiyoda, Tokyo	9,800㎡	106,000㎡	73,200㎡	9/4	Jun. 1963
Marunouchi 2-chomeBuilding	Chiyoda, Tokyo	3,700㎡	46,000㎡	31,700㎡	10/4	Jul. 1964
Shin-Kokusai Building	Chiyoda, Tokyo	7,000㎡	77,500㎡	41,400㎡	9/4	Sep. 1965
Yurakucho Building	Chiyoda, Tokyo	3,600㎡	42,200㎡	23,300㎡	11/5	May 1966
Kokusai Building	Chiyoda, Tokyo	5,600㎡	76,900㎡	42,200㎡	9/6	Sep. 1966
Shin-Yurakucho Building	Chiyoda, Tokyo	7,200㎡	83,700㎡	52,200㎡	14/4	Jan. 1967
JFE Shoji Building	Chiyoda, Tokyo	1,500㎡	14,300㎡	10,500㎡	13/3	Feb. 1972
Mitsubishi Building	Chiyoda, Tokyo	5,700㎡	60,400㎡	38,100㎡	15/4	Mar. 1973
Kishimoto Building	Chiyoda, Tokyo	3,200㎡	34,000㎡	8,700㎡	11/2	Jul. 1980
Shin-Nisseki Building	Chiyoda, Tokyo	2,500㎡	26,600㎡	5,700㎡	11/2	Jul. 1981
Hibiya Kokusai Building	Chiyoda, Tokyo	10,400㎡	128,400㎡	71,000㎡	31/5	Oct. 1981
Marunouchi Building	Chiyoda, Tokyo	10,000㎡	159,800㎡	76,200㎡	37/4	Aug. 2002
The Industry Club of Japan・Mitsubishi UFJ Trust and Banking Building	Chiyoda, Tokyo	8,100㎡	109,900㎡	40,500㎡	30/4	Feb. 2003
Marunouchi Kitaguchi Building (Marunouchi Oazo)	Chiyoda, Tokyo	23,800㎡ (Entire Marunouchi Oazo)	65,600㎡	53,600㎡	29/4	Aug. 2004
Tokyo Building	Chiyoda, Tokyo	8,100㎡	149,300㎡	83,400㎡	33/4	Oct. 2005
Shin-Marunouchi Building	Chiyoda, Tokyo	10,000㎡	195,400㎡	103,500㎡	38/4	Apr. 2007

List of Properties

Name	Location	Site Area	Total Floor Area	Leasable Area	Floors(above ground / below ground)	Completion
JA Building	Chiyoda, Tokyo	13,400㎡	236,000㎡ for total of 3 buildings (Nikkei, JA, and Keidanren)	33,100㎡	37/3	Apr. 2009
Keidanren Kaikan	Chiyoda, Tokyo			15,300㎡	23/4	Apr. 2009
Marunouchi Park Building	Chiyoda, Tokyo	12,000㎡	195,600㎡	117,400㎡	34/4	Apr. 2009
Marunouchi Eiraku Building	Chiyoda, Tokyo	8,000㎡	139,700㎡	49,600㎡	27/4	Jan. 2012
OTEMACHI FINANCIAL CITY North Tower	Chiyoda, Tokyo	14,100㎡	109,600㎡	27,200㎡	31/4	Oct. 2012
OTEMACHI FINANCIAL CITY South Tower	Chiyoda, Tokyo		133,200㎡	59,100㎡	35/4	Oct. 2012
Otemon Tower・ENEOS Building	Chiyoda, Tokyo	6,900㎡	107,600㎡	44,500㎡	22/5	Nov. 2015
OTEMACHI FINANCIAL CITY GRAND CUBE	Chiyoda, Tokyo	9,800㎡	193,600㎡	131,400㎡	31/4	Apr. 2016
Otemachi Park Building	Chiyoda, Tokyo	9,300㎡	151,700㎡	83,000㎡	29/5	Jan. 2017
Marunouchi Nijubashi Building	Chiyoda, Tokyo	9,900㎡	174,100㎡	79,000㎡	30/4	Oct. 2018
Mizuho Marunouchi Tower・Ginkokaikan・Marunouchi Terrace (Marunouchi 1-3 Project)	Chiyoda, Tokyo	11,200㎡	181,000㎡	-	Tower Wing: 29/4 Annex Wing: 10/4	Sep. 2020
TOKYO TORCH (Tokyo Tokiwabashi Project)	Chiyoda, Tokyo and Chuo, Tokyo	31,400㎡	Building A: 146,000㎡ Building B: 544,000㎡ Building C: 20,000㎡ Building D: 30,000㎡	-	Building A: 40/5 Building B: 63/4 Building C: 1/4 Building D: 9/3	Building A: Jun. 2021 Building B: FY2028 Building C: FY2028 Building D: Mar. 2022
Uchikanda 1-chome Project	Chiyoda, Tokyo	5,100㎡	84,500㎡	-	26/3	2025
Tokyo (Outside of Marunouchi)						
Mitsubishi Chemical Nihonbashi Building	Chuo, Tokyo	1,700㎡	18,800㎡	11,600㎡	9/3	Sep. 1965
Mita Kokusai Building	Minato, Tokyo	20,800㎡	111,700㎡	77,100㎡	26/3	Jun. 1975
Shin-Aoyama Building	Minato, Tokyo	10,200㎡	101,600㎡	60,200㎡	23/4	Oct. 1978
Kokusai Shin-Akasaka Building	Minato, Tokyo	11,800㎡	81,200㎡	46,100㎡	24/3	Sep. 1980
Sanno Park Tower	Chiyoda, Tokyo	15,000㎡	219,200㎡	123,600㎡	44/4	Jan. 2000

List of Properties

Name	Location	Site Area	Total Floor Area	Leasable Area	Floors(above ground / below ground)	Completion
Toyosu Front	Koto, Tokyo	13,700㎡	107,000㎡	72,600㎡	15/2	Aug. 2010
Shinjuku Front Tower	Shinjuku, Tokyo	9,600㎡	94,000㎡	58,000㎡	35/2	May 2011
Shinjuku Eastside Square	Shinjuku, Tokyo	25,800㎡	170,200㎡	120,500㎡	20/2	Apr. 2012
Toyosu Foresia	Koto, Tokyo	16,200㎡	101,500㎡	67,100㎡	16/2	Jul. 2014
Front Place Minami-Shinjuku	Shibuya, Tokyo	900㎡	5,900㎡	4,100㎡	8/1	Sep. 2015
msb Tamachi(musubu Tamachi) (Tower S)	Minato, Tokyo	11,700㎡	138,300㎡	47,200㎡	31/2	May 2018
Link Square Shinjuku	Shibuya, Tokyo	4,100㎡	43,800㎡	27,700㎡	16/2	Aug. 2019
CO·MO·RE YOTSUYA	Shinjuku, Tokyo	17,900㎡	139,600㎡	56,600㎡	31/3(Office Wing)	Jan. 2020
the ARGYLE aoyama	Minato, Tokyo	2,300㎡	23,100㎡	15,000㎡	20/2	Jun. 2020
Kokusai Shin-Akasaka Building Redevelopment Project	Minato, Tokyo	13,100㎡	-	-	-	-
Nationwide						
Hokkaido Building	Sapporo, Hokkaido	2,500㎡	26,000㎡	18,600㎡	9/2	Dec. 1962
Hiroshima Park Building	Hiroshima, Hiroshima	1,600㎡	14,400㎡	9,300㎡	12/1	Jun. 1989
Yokohama Landmark Tower	Yokohama, Kanagawa	38,100㎡	392,900㎡	219,800㎡	70/4	Jul. 1993
Sendai Park Building	Sendai, Miyagi	2,700㎡	19,700㎡	11,900㎡	12/2	Aug. 1996
Grand Front Osaka North Building(Tower B, C)	Osaka, Osaka	22,700㎡	295,500㎡	24,700㎡	Tower B: 38/3 Tower C: 33/3	Feb. 2013
Grand Front Osaka South Building(Tower A)	Osaka, Osaka	10,600㎡	188,800㎡	77,500㎡	38/3	Mar. 2013
Dai Nagoya Building	Nagoya, Aichi	9,200㎡	148,100㎡	81,300㎡	34/4	Oct. 2015
Hirokoji Cross Tower(A)· Former The Bank of Nagoya Building(B)	Nagoya, Aichi	4,600㎡	A: 44,200㎡ B: 4,900㎡	34,200㎡	A: 21/1 B: 6/1	Feb. 2018
Hakata station mae 4-chome Project	Hakata, Fukuoka	1,500㎡	12,600㎡	-	13/1	Jan. 2021

List of Properties

Name	Location	Site Area	Total Floor Area	Leasable Area	Floors(above ground / below ground)	Completion
Major sublease buildings						
Asahi Life Insurance Otemachi Building	Chiyoda, Tokyo	3,700㎡	49,300㎡	28,400㎡	29/4	Jul. 1971
Palace Building	Chiyoda, Tokyo	10,400㎡	66,900㎡	43,700㎡	23/4	Jan. 2012
JP Tower	Chiyoda, Tokyo	11,600㎡	212,000㎡	93,100㎡	38/4	May 2012
msb Tamachi (musubu Tamachi) (Tower N)	Minato, Tokyo	13,700㎡	152,800㎡	-	36/2	Jul. 2020
Major subsidiaries' buildings						
Tokyo Kotsu Kaikan	Chiyoda, Tokyo	5,900㎡	65,100㎡	21,600㎡	15/4	Jun. 1965
Sunshine City	Toshima, Tokyo	54,700㎡ ^{*1}	427,700㎡ ^{*2}	205,200㎡	60/5	Oct. 1978
Yurakucho Ekimae Building (Yurakucho ITOCiA)	Chiyoda, Tokyo	6,800㎡	72,000㎡	18,400㎡	21/4	Oct. 2007

*1 Excluding Higashi Ikebukuro Chuo Park

*2 Excluding Prince Hotel and Bunka Kaikan

Independent Shopping Center

Major Properties

						
Name	MARK IS Fukuoka Momochi	Corowa Koshien	M's CROSS Omotesando	MARK IS Minatomirai	MARK IS Shizuoka	AQUA CITY ODAIBA
Location	Fukuoka, Fukuoka	Nishinomiya, Hyogo	Shibuya, Tokyo	Yokohama, Kanagawa	Shizuoka, Shizuoka	Minato, Tokyo
Site Area	42,300㎡	15,900㎡	300㎡	18,000㎡	26,000㎡	25,000㎡
Total Floor Area	125,000㎡	79,500㎡	1,400㎡	114,200㎡	118,000㎡	94,000㎡
Store Floor Area	48,000㎡	29,500㎡	1,300㎡	42,200㎡	35,200㎡	42,500㎡
Number of Stores	163	63	2	190	130	140
Open	Nov. 2018	Apr. 2018	Sep. 2017	Jun. 2013	Apr. 2013	Apr. 2000

Independent Shopping Center

List of Properties

Name	Location	Site Area	Total Floor Area	Store Floor Area	Number of Stores	Open
IMS	Fukuoka, Fukuoka	4,600㎡	44,900㎡	17,500㎡	140	Apr. 1989
Sky Building	Yokohama, Kanagawa	7,500㎡	97,500㎡	8,900㎡	40	Sep. 1996
AQUA CITY ODAIBA	Minato, Tokyo	25,000㎡	94,000㎡	42,500㎡	140	Apr. 2000
kurax	Sendai, Miyagi	1,000㎡	6,100㎡	3,500㎡	15	Feb. 2005
Izumi Park Town Tapio	Sendai, Miyagi	26,600㎡	49,000㎡	15,900㎡	85	Oct. 2008
Minami Sunamachi Shopping Center SUNAMO	Koto, Tokyo	24,300㎡	92,900㎡	38,500㎡	100	Oct. 2008
maruyama class	Sapporo, Hokkaido	7,700㎡	28,900㎡	14,100㎡	85	Mar. 2009
Higashikurume Shopping Center QURUNE	Kurume, Tokyo	13,800㎡	20,200㎡	11,400㎡	25	Nov. 2009
Saidaiji Green Terrace	Okayama, Okayama	25,800㎡	19,600㎡	16,600㎡	5	Nov. 2011
MARK IS Shizuoka	Shizuoka, Shizuoka	26,000㎡	118,000㎡	35,200㎡	130	Apr. 2013
MARK IS Minatomirai	Yokohama, Kanagawa	18,000㎡	114,200㎡	42,200㎡	190	Jun. 2013
Ponteporta Senju	Adachi, Tokyo	10,200㎡	30,700㎡	14,100㎡	45	Apr. 2014
M's CROSS Omotesando	Shibuya, Tokyo	300㎡	1,400㎡	1,300㎡	2	Sep. 2017
Corowa Koshien	Nishinomiya, Hyogo	15,900㎡	79,500㎡	29,500㎡	63	Apr. 2018
MARK IS Fukuoka Momochi	Fukuoka, Fukuoka	42,300㎡	125,000㎡	48,000㎡	163	Nov. 2018

PREMIUM OUTLETS®

List of Properties



GOTEMBA PREMIUM OUTLETS®



RINKU PREMIUM OUTLETS®



Name	Location	Site Area	Total Floor Area	Store Floor Area	Number of Stores	Schedule
GOTEMBA PREMIUM OUTLETS®	Gotemba, Shizuoka	422,200㎡	70,300㎡	61,000㎡	290	Open: Jul. 2000, Phase2 expansion: Jul. 2003, Phase3 expansion: Mar. 2008, Phase4 expansion: Jun. 2020
RINKU PREMIUM OUTLETS®	Izumisano, Osaka	132,200㎡	64,900㎡	50,100㎡	250	Open: Nov. 2000, Phase2 expansion: Mar. 2002, Phase3 expansion: Dec. 2004, Phase4 expansion: Jul. 2012, Phase5 expansion: Aug. 2020
SANO PREMIUM OUTLETS®	Sano, Tochigi	174,600㎡	39,900㎡	37,300㎡	180	Open: Mar. 2003, Phase2 expansion: Jul. 2004, Phase3 expansion: Mar. 2006, Phase4 expansion: Jul. 2008
TOSU PREMIUM OUTLETS®	Tosu, Saga	134,200㎡	36,800㎡	31,800㎡	170	Open: Mar. 2004, Phase2 expansion: Dec. 2007, Phase3 expansion: Jul. 2011, Phase4 expansion: Nov. 2019
TOKI PREMIUM OUTLETS®	Toki, Gifu	284,600㎡	41,300㎡	35,200㎡	180	Open: Mar. 2005, Phase2 expansion: Oct. 2006, Phase3 expansion: Jul. 2010, Phase4 expansion: Nov. 2014
KOBE-SANDA PREMIUM OUTLETS®	Kobe, Hyogo	316,800㎡	49,600㎡	42,200㎡	210	Open: Jul. 2007, Phase2 expansion: Dec. 2009, Phase3 expansion: Dec. 2012
SENDAI-IZUMI PREMIUM OUTLETS®	Sendai, Miyagi	43,700㎡	20,300㎡	15,300㎡	80	Open: Oct. 2008
AMI PREMIUM OUTLETS®	Inashiki, Ibaraki	211,100㎡	34,800㎡	30,700㎡	160	Open: Jul. 2009, Phase2 expansion in Dec. 2011
SHISUI PREMIUM OUTLETS®	Inba, Chiba	421,000㎡	47,300㎡	41,900㎡	220	Open: Apr. 2013, Phase2 expansion: Apr. 2015, Phase3 expansion: Sep. 2018
FUKAYA HANAZONO PREMIUM OUTLETS® Project	Fukaya, Saitama	176,800㎡	-	25,000㎡	100~120	Open: Fall 2022
KYOTO JOYO PREMIUM OUTLETS® Project	Joyo, Kyoto	245,000㎡	-	-	-	Open: Spring 2024

List of Properties



Tokyo Ryutsu Center Distribution B Building



Logicross Yokohama Kohoku



Logicross Atsugi II



Logista·Logicross Ibaraki Saito

Name	Location	Site Area	Total Floor Area	Construction Start Date	Completion Date
Tokyo Ryutsu Center Distribution B Building	Ota, Tokyo	-	171,300㎡	-	Jun. 2017
LOGIPOINT Kawasaki Bay	Kawasaki, Kanagawa	134,800㎡	296,800㎡	Dec. 2017	May 2019
Logicross Yokohama Kohoku	Atsugi, Kanagawa	8,000㎡	16,400㎡	Jun. 2018	Jun. 2019
Logicross Atsugi II	Atsugi, Kanagawa	17,400㎡	35,100㎡	Aug. 2018	Jul. 2019
Logicross Ebina Project	Ebina, Kanagawa	30,100㎡	62,200㎡	Nov. 2019	Nov. 2020
Logicross Hasuda Project	Hasuda, Saitama	49,600㎡	79,100㎡	Feb. 2020	Mar. 2021
Logista·Logicross Ibaraki Saito B Building	Ibaraki, Osaka	15,800㎡	31,700㎡	May 2020	Apr.2021
Logista·Logicross Ibaraki Saito A Building	Ibaraki, Osaka	51,000㎡	125,300㎡	Feb. 2020	May 2021
Logicross Kasukabe Project	Kasukabe, Saitama	19,000㎡	38,000㎡	May 2020	May 2021
Logicross Funabashi Project	Funabashi, Chiba	11,700㎡	23,600㎡	Nov. 2020	Nov. 2021
Logicross Zama Project	Zama, Kanagawa	83,400㎡	183,900㎡	Jan. 2022	Jun. 2023

List of Properties



The Royal Park Hotel Iconic Osaka Midosuji



Odori Nishi 1-chome Project

Hotel Management Business

Name	Location	Number of Rooms	Open
Royal Park Hotel	Chuo, Tokyo	419	Jun. 1989
Yokohama Royal Park Hotel	Yokohama, Kanagawa	603	Sep. 1993
Sendai Royal Park Hotel	Sendai, Miyagi	110	Apr. 1995
The Royal Park Hotel Tokyo Shiodome	Minato, Tokyo	490	Jul. 2003
Marunouchi Hotel	Chiyoda, Tokyo	205	Oct.2004
The Royal Park Hotel Kyoto Sanjo	Kyoto, Kyoto	172	Jul. 2011
The Royal Park Hotel Fukuoka	Fukuoka, Fukuoka	174	Oct. 2011
The Royal Park Canvas Nagoya	Nagoya, Aichi	153	Nov. 2013
The Royal Park Hotel Tokyo Haneda	Ota, Tokyo	313	Sep. 2014
The Royal Park Hotel Kyoto Shijo	Kyoto, Kyoto	127	Apr. 2018
The Royal Park Hotel Hiroshima Riverside	Hiroshima, Hiroshima	127	Oct. 2018
The Royal Park Canvas Ginza 8	Chuo, Tokyo	121	Mar. 2019
The Royal Park Canvas Osaka Kitahama	Osaka, Osaka	238	Jun. 2019
The Royal Park Hotel Iconic Osaka Midosuji	Osaka, Osaka	352	Mar. 2020
The Royal Park Canvas Kobe Sannomiya	Kobe, Hyogo	170	Jan. 2021
The Royal Park Hotel Kyoto Umekoji	Kyoto, Kyoto	246	Mar. 2021
The Royal Park Canvas Kyoto Nijo	Kyoto, Kyoto	180	Spring 2021
Odori Nishi 1-chome Project	Sapporo, Hokkaido	130	Fall 2021
The Royal Park Hotel Kyoto Karasumaoike	Kyoto, Kyoto	200	Spring 2022
Ginza 6-chome Hotel Project	Chuo, Tokyo	160	Fall 2022
Nagoya Sakae Hotel Project	Nagoya, Aichi	250	FY2024

Hotel Development Business

Name	Location	Number of Rooms	Construction Begins	Open
The Royal Park Hotel Kyoto Shijo	Kyoto, Kyoto	127	-	Apr. 2018
MJ HOTEL Asakusa	Taito, Tokyo	166	Mar. 2017	To be determined
The Royal Park Canvas Kobe Sannomiya	Kobe, Hyogo	170	Sep. 2019	Jan. 2021
The Royal Park Hotel Kyoto Umekoji	Kyoto, Kyoto	246	Jun. 2019	Mar. 2021
Asakusa Kaminarimon 2-chome Hotel Project	Taito, Tokyo	51	Dec. 2019	Spring 2021
Kyoto Okazaki Hotel Project	Kyoto, Kyoto	60	Feb. 2020	Spring 2022
Odori Nishi 1-chome Project	Sapporo, Hokkaido	130	Mar. 2020	Fall 2021
Hilton Okinawa Miyakojima Resort	Miyakojima, Okinawa	329	-	FY2024

List of Projects

Airport Administration Projects (Operated as Concession)

Project	Owning Entity	Operating Entity	Project Description	Consortium Corporations	Start Date	Management Period	Target Number of Passengers
Takamatsu Airport	National Gov.	Takamatsu Airport Co., Ltd.	Manage the whole airport	Mitsubishi Estate, Taisei Corporation, Pacific Consultants, etc.	Apr. 2018	15 years (Max. 50)	3.07 Million (6 Domestic & 7 International Routes) (FY2032)
Fujisan Shizuoka Airport	Shizuoka Prefecture	Mt. Fuji Shizuoka Airport Co., Ltd.	Manage the whole airport	Mitsubishi Estate, Tokyu Corporation, etc.	Apr. 2019	20 years (Max. 40)	1.35 Million (9 Domestic & 8 International Routes) (FY2038)
7 Airports in Hokkaido	National Gov., Hokkaido, Asahikawa City, Obihiro City	Hokkaido Airports Co., Ltd.	Manage the whole airport	Mitsubishi Estate, Hokkaido Airport, Tokyu Corporation, Development Bank of Japan, etc.	Jun. 2020 onward, sequentially	30 years	45.84 Million (142 Routes) (FY2049)

Airport Facilities Maintenance, Management and Private Jet Reception Projects

Project	Owning Entity	Operating Entity	Project Description	Consortium Corporations	Terminal Opening	Target Number of Passengers
Shimojishima Airport	Okinawa Prefecture	Shimojishima Airport Management Co., Ltd.	Terminals Construction and Management *Runways and other facilities are managed by Okinawa Prefecture	Mitsubishi Estate, Sojitsu, Kokubagumi	Mar. 2019	0.57 Million (FY2025)



Future Image of Takamatsu Airport



Future Image of Fujisan Shizuoka Airport



Shimojishima Airport

Shimojishima Airport(Terminal)

Domestic Condominiums

Scheduled for delivery in FY2021



The Parkhouse Ichigaya



The Parkhouse Kagoshima Chuo Tower

Name	Location	Site Area	Total Units	Scheduled Delivery
The Parkhouse Momochi	Fukuoka, Fukuoka	9,400㎡	231	Apr. 2020
The Parkhouse Omiya Kishikicho	Saitama, Saitama	1,400㎡	66	Jun. 2020
The Parkhouse Waseda	Shinjuku, Tokyo	2,700㎡	115	Jun. 2020
Crevia Tower Oimachi THE RESIDENCE	Shinagawa, Tokyo	1,300㎡	138	Jun. 2020
Tsudanuma The Tower	Narashino, Chiba	8,000㎡	759	Jul. 2020
Hitoto Hiroshima The Tower	Hiroshima, Hiroshima	19,800㎡	665	Aug. 2020
The Parkhouse Urbans Shibuya	Shibuya, Tokyo	700㎡	84	Sep. 2020
The Parkhouse Tenjin Imaizumi	Fukuoka, Fukuoka	1,300㎡	86	Sep. 2020
The Parkhouse Nagoya Fushimi	Nagoya, Aichi	600㎡	55	Dec. 2020
The Parkhouse Kawaguchi Honcho	Kawaguchi, Saitama	2,900㎡	162	Jan. 2021
Leafia Tower Ebina Bliss Court	Ebina, Kanagawa	5,900㎡	302	Jan. 2021
Grand Mason Uemachidai Residence Tower	Osaka, Osaka	3,300㎡	287	Jan. 2021
The Parkhouse Mitaka Residence	Mitaka, Tokyo	900㎡	74	Jan. 2021
The Parkhouse Ichigaya	Shinjuku, Tokyo	1,200㎡	101	Jan. 2021
The Parkhouse Kobe Sannomiya	Kobe, Hyogo	900㎡	105	Feb. 2021
Senju The Tower	Adachi, Tokyo	3,400㎡	184	Feb. 2021
The Gradens Ota Tamagawa	Ota, Tokyo	13,900㎡	378	Feb. 2021
Makuhari Bay Park Sky Grand Tower	Chiba, Chiba	18,900㎡	826	Mar. 2021
The Parkhouse Hon-Atsugi Tower	Atsugi, Kanagawa	2,300㎡	163	Mar. 2021
The Parkhouse Fukuoka Towers EAST	Fukuoka, Fukuoka	5,300㎡	292	Mar. 2021
The Parkhouse Kagoshima Chuo Tower	Kagoshima, Kagoshima	4,390㎡	210	Mar. 2021

Domestic Condominiums

Scheduled for delivery in FY2022



The Parkhouse Mita Garden Residence & Tower



The Parkhouse Takanawa Tower

Name (Project Name)	Location	Site Area	Total Units	Scheduled Delivery
Park Court Bunkyo Koishikawa The Tower	Bunkyo, Tokyo	6,100㎡	578	Jul. 2021
The Parkhouse Ichikawa 2-chome	Ichikawa, Chiba	2,000㎡	57	Nov. 2021
Garden Cross Tokyo Oji	Kita, Tokyo	11,000㎡	300	Nov. 2021
The Parkhouse Ichigaya Kagacho Residence	Shinjuku, Tokyo	5,800㎡	228	Nov. 2021
The Parkhouse Mita Garden Residence & Tower	Minato, Tokyo	5,200㎡	266	Dec. 2021
The Parkhouse Shin-Urayasu Marine Villa(Stage 1)	Urayasu, Chiba	47,100㎡	528*	Jan. 2022
The Parkhouse Takanawa Tower	Minato, Tokyo	2,000㎡	164	Jan. 2022
The Parkhouse Musashino Kyonancho	Musashino, Tokyo	2,700㎡	82	Jan. 2022
The Parkhouse Nagoya	Nishi, Nagoya	18,100㎡	462*	Jan. 2022
Grande Maison Shin-Umeda Tower The Club Residence	Kita, Osaka	10,300㎡	871	Feb. 2022
The Parkhouse Komazawa Residence	Setagaya, Tokyo	2,700㎡	69	Feb. 2022
The Parkhouse Kamakura	Kamakura, Kanagawa	1,100㎡	23	Feb. 2022
The Parkhouse Kyodo Residence	Setagaya, Tokyo	3,200㎡	91	Feb. 2022
Proud Tower Kameido Cross	Koto, Tokyo	22,900㎡	934	Mar. 2022
The Parkhouse Yokohama Shin Koyasu Front	Yokohama, Kanagawa	7,400㎡	180	Mar. 2022
The Parkhouse Miyazakidai	Kawasaki, Kanagawa	4,500㎡	123	Mar. 2022

*Delivery of some units starts in the fiscal year ending March 2023.

Domestic Condominiums

Large-scale Development Project & Condominium Reconstruction Project

Redevelopment Project · Large-scale Development Project

Scheduled Delivery	Location	Project Name	Total Units
FY2021	Narashino, Chiba	Tsudanuma The Tower	759
FY2021	Adachi, Tokyo	Senju The Tower	184
FY2021	Atsugi, Kanagawa	The Parkhouse Hon-Atsugi Tower	163
FY2021	Kawaguchi, Saitama	The Parkhouse Kawaguchi Honcho	162
FY2021	Chiba, Chiba	Makuhari Bay Park Sky Grand Tower	826
FY2021	Kagoshima, Kagoshima	The Parkhouse Kagoshima Chuo Tower	210
FY2021	Shinjuku, Tokyo	The Residence Yotsuya Avenue/Garden	60
FY2021	Shinagawa, Tokyo	Crevia Tower Oimachi THE RESIDENCE	138
FY2022	Bunkyo, Tokyo	Park Court Bunkyo Koishikawa The Tower	578
FY2022	Koto, Tokyo	Proud Tower Kameido Cross	934
FY2023	Nagasaki, Nagasaki	Shin-daikumachi District Redevelopment Project	240
FY2023	Yokohama, Kanagawa	Land Readjustment Project (H block) in West District around Kawawa-cho Station	183
FY2024	Shinagawa, Tokyo	Togoshi 5-chome, 19 District Redevelopment Project	241
FY2024 -	The Greater Tokyo Area	Hamamatsucho 2-chome District Redevelopment Project, etc.*1	Total 18,550*2
	Outside of the Greater Tokyo Area	Minatomachi 3-chome C Block District Area Redevelopment Project, etc.*1	Total 3,380*2

*1 There are approx. 25 ongoing projects scheduled for delivery in FY2024 onward

*2 Total of several planned project

Condominium Reconstruction Project

Scheduled Delivery	Location	Project Name	Total Units
FY2020	Shibuya, Tokyo	The Parkhouse Ebisu	102
FY2021	Shinjuku, Tokyo	The Parkhouse Waseda	115
FY2021	Fukuoka, Fukuoka	The Parkhouse Momochi	231
FY2022	Minato, Tokyo	The Parkhouse Mita Tower	111
FY2023	Shibuya, Tokyo	Court Yoyogi Oyama Rebuilding	63
FY2023	Meguro, Tokyo	New Well Heights Jiyugaoka Rebuilding	32
FY2023 -	The Greater Tokyo Area		Total 1,200




The Parkhouse Hon-Atsugi Tower

Rental Apartment

List of Properties



Parkhabio Akasaka Tower



The Parkhabio Kiba

Name	Location	Site Area	Total Units	Completion Date
Parkhabio Ebisu	Shibuya, Tokyo	700㎡	109	Oct. 2013
Parkhabio Monzen Nakacho	Koto, Tokyo	900㎡	129	Mar. 2014
Parkhabio Iidabashi	Chiyoda, Tokyo	500㎡	113	Feb. 2015
Parkhabio Akasaka Tower	Minato, Tokyo	1,100㎡	212	Mar. 2015
Parkhabio Akihabara Est	Taito, Tokyo	400㎡	54	Mar. 2015
The Parkhabio Ueno Okachimachi	Taito, Tokyo	500㎡	72	Sep. 2016
The Parkhabio Shinagawa Togoshi	Shinagawa, Tokyo	300㎡	36	Nov. 2016
The Parkhabio Negishi 3-chome	Taito, Tokyo	200㎡	45	Jul. 2017
The Parkhabio Yokohama Kannai	Yokohama, Kanagawa	400㎡	85	Oct. 2017
The Parkhabio Nihonbashi Kodenmachi	Chuo, Tokyo	200㎡	44	Nov. 2017
The Parkhabio Sangen-jaya Terrace	Setagaya, Tokyo	800㎡	56	Nov. 2017
The Parkhabio Asakusa Komagata	Taito, Tokyo	200㎡	41	Dec. 2017
The Parkhabio Nihonbashi Hakozaicho	Chuo, Tokyo	400㎡	50	Feb. 2018
The Parkhabio Waseda	Shinjuku, Tokyo	900㎡	99	Mar. 2018
The Parkhabio Sugamo	Toshima, Tokyo	1,700㎡	188	May 2018
The Parkhabio Ebisu Place	Shibuya, Tokyo	800㎡	71	Sep. 2018
The Parkhabio Nishiyokohama	Yokohama, Kanagawa	400㎡	81	Nov. 2018
The Parkhabio Meguro Fort	Meguro, Tokyo	500㎡	27	Jan. 2019
The Parkhabio Kakinokizaka	Meguro, Tokyo	1,300㎡	49	Jan. 2019
The Parkhabio Kiba	Koto, Tokyo	1,700㎡	223	Feb. 2019
The Parkhabio Nihonbashi Bakurocho	Chuo, Tokyo	800㎡	110	May 2019
The Parkhabio Kagurazaka Kazuki	Shinjuku, Tokyo	800㎡	77	May 2019
The Parkhabio Sangenjaya	Setagaya, Tokyo	1,200㎡	63	Jun. 2019
The Parkhabio Akabane	Kita, Tokyo	200㎡	39	Sep. 2019
The Parkhabio Kamata	Ota, Tokyo	400㎡	60	Feb. 2020
The Parkhabio Komagome	Kita, Tokyo	400㎡	42	Feb. 2020
The Parkhabio Sumiyoshi	Sumida, Tokyo	700㎡	63	Mar. 2020
The Parkhabio Kagurazaka	Shinjuku, Tokyo	500㎡	54	Mar. 2020
The Parkhabio Himonya	Meguro, Tokyo	600㎡	44	Mar. 2020

In addition to the listed above, there are approximately 25 projects under development

North America

List of Properties

Name	Location	Main Use	Site Area(m)	Leasable Area(m)	Floors* / Units	Completion Date
1271 Avenue of the Americas	New York, New York	Office·Retail	8,950	195,000	48/3	Completion in 1959 Renovation completion in 2019
1221 Avenue of the Americas	New York, New York	Office·Retail	10,000	244,000	51/5	1972
Rose Hill	New York, New York	Residence	900	13,400	123	2021
Edison	Edison, New Jersey	Logistics	226,600	87,200	1	2020
Lehigh Valley *4 Bldg.	Northampton, Pennsylvania	Logistics	1,161,500	325,200	1	2021
Boro Tower	Tysons, Virginia	Office·Retail	16,700	41,000	20/4	2019
1901 L Street	Washington, D.C.	Office	1,700	19,800	12/3	2020
Liv North Valley	Phoenix, Arizona	Rental Apartment	100,000	30,000	385	2019
Fontana Santa Ana Industrial Center	Fontana, California	Logistics	55,800	27,600	1	2021

* Floors (above ground / below ground)

NORTH AMERICA



★ Mitsubishi Estate Group office locations



Boro Tower



Edison



Rose Hill



1221 Avenue of the Americas



1271 Avenue of the Americas

Europe

List of Properties

Name	Location	Main Use	Site Area(m ²)	Leasable Area(m ²)	Floors* / Units	Completion Date
Clive House	London, UK	Office	1,800	8,000	8/1	1930's Renovated in 2003
1 Victoria Street	London, UK	Office	7,900	31,200	9/3	1960's
Warwick Court	London, UK	Office·Retail	3,300	18,300	8/2	2003
Central Saint Giles	London, UK	Office·Retail	7,900	38,800	11/2	2010
245 Hammersmith Road	London, UK	Office·Retail	5,000	24,000	12/1	2019
8 Bishopsgate	London, UK	Office·Retail	3,460	53,000	51/3	2022
Nine Elms Park	London, UK	Rental Apartment	3,600	13,000	196	2022
60-72 Upper Ground	London, UK	To be determined	10,400	To be determined	To be determined	Late 2020's
46 Rue La Boétie	Paris, France	Office	580	2,400	9	1964 Renovated in 2008
Feringastrasse 10-12	Munich, Germany	Office	12,000	22,000	5/2	2003
Cristóbal de Moura 121-125	Barcelona, Spain	Office	3,000	11,000	10/2	2022

* Floors(above ground / below ground)

EUROPE



★ Mitsubishi Estate Group office and its project locations

● Major Project Locations



8 Bishopsgate



Central Saint Giles



245 Hammersmith Road



Feringastrasse 10-12

Asia / Oceania

List of Properties

Name	Location	Main Use	Site Area(m ²)	Leasable Area(m ²)	Floors / Units	Completion Date
Residential Development Project in Shanghai	Shanghai City, China	Residence·Retail	85,000	-	1,400	2017
Logistics Development Project in Beijing(5 Bldg.)	Beijing City, China	Logistics	107,200	-	-	2018
Township Development Project in Chengdu	Chengdu City, China	Residence·Retail	75,000	-	3,400	2019
Mixed Use Development in Hangzhou	Hangzhou, China	Office	13,900	69,800	22	2020
Phase 3 of Singapore-Hangzhou Science & Technology Park	Hangzhou, China	Office	52,500	172,300	-	2021
Taiwan Nangang Development Project(4 Bldg.)	Taipei City, Taiwan	Office·Hotel·Retail	67,000	200,000*1	-	Grand Open in Dec. 2015
Taiwan Nangang Yucheng Project	Taipei City, Taiwan	Office	5,300	-	27	2023
Central Village	Samut Prakan, Thailand	Outlet mall	113,000	40,000	1	2019
One City Centre	Bangkok, Thailand	Office·Retail	9,700	-	61	2022
Savya Financial Center North Tower	Manila, Philippines	Office·Retail	6,000*2	24,600*3	14	2021
Yoma Central(4 Bldg.)	Yangon, Myanmar	Office·Residence·Hotel·Serviced Apartment·Retail	27,500	212,700*1	-	2021
Riverbank Place	Ho Chi Minh, Vietnam	Office	3,200	9,500	25	Dec. 2014
CapitaSpring	Singapore	Office·Serviced Apartment·Retail	6,100	93,400*1	51	2021
Daswin Project	Jakarta, Indonesia	Office	16,000	75,000	41	2021
Circular Quay Tower	Sydney, Australia	Office·Retail	4,600	-	-	2021
EBR Industrial Gateway	Bandar Bukit Raja, Malaysia	Logistics	157,000	-	-	2018



*1 Total Floor Area
 *2 Total Site Area
 *3 Area for Sale



Mixed Use Development in Hangzhou



Daswin Project



Yoma Central



Circular Quay Tower

Asia / Oceania

List of Properties



Vanke·Nantong



Life Ladprao Hype



Mastery

Name	Location	Site Area	Total Units	Completion Date
Greater China				
Weifeng·Dongyu	Changchun	179,000㎡	894	2020
Vanke·Nantong	Nantong	98,000㎡	1,170	2020
Vanke·Wuxi	Wuxi	81,800㎡	1,556	2020
Haimen	Haimen	91,000㎡	1,424	2021
Hainan·Amoy	Amoy	17,500㎡	311	2021
Banqiao, Taiwan	New Taipei City, Taiwan	5,700㎡	220	2021
Vanke·Changzhou	Changzhou	84,300㎡	1,412	2022
Thailand				
Life Pinklao	Bangkok	8,000㎡	803	Nov. 2017
Life Sukhumvit 62	Bangkok	4,300㎡	438	Jan. 2020
Life one Wireless	Bangkok	7,000㎡	1,344	Feb. 2020
Life Ladprao	Bangkok	11,000㎡	1,615	Mar. 2020
Life Asoke-Rama9	Bangkok	14,000㎡	2,248	Oct. 2020
RHYTHM Ekkamai Estate	Bangkok	3,600㎡	303	May 2021
Life Asoke Hype	Bangkok	8,100㎡	1,253	Jul. 2021
Life Ladprao Valley	Bangkok	9,000㎡	1,140	Aug. 2021
The Address Siam-Ratchathewi	Bangkok	5,400㎡	880	Feb. 2022
Life Sathorn Sierra	Bangkok	13,000㎡	1,971	Apr. 2022
RHYTHM Charoenkrung Pavillion	Bangkok	7,500㎡	421	Oct. 2022
Malaysia				
Stonor 3	Kuala Lumpur	5,900㎡	400	Dec. 2019
The Gems	Selangor	40,000㎡	676	To be determined
Vietnam				
Sora gardens II	Binh Duong Province	7,900㎡	560	2021
Australia				
Melbourne Quarter	Melbourne	4,400㎡	719	2020
Mastery	Sydney	16,900㎡	374	2021
Philippines				
Taft Project	Manila	1,700㎡	1,036	2024

Contact Information

**Investor Relations Office,
Corporate Communications Department
Mitsubishi Estate Co., LTD.**

+81-3-3287-5200

<https://www.mec.co.jp/>

<Disclaimer>

Regarding information on the properties of this material, it is based on judgment obtained from information available at the presentation date of this material.

Please be aware that actual information can result in different results depending on various factors.