

# ASSET BOOK

# 2023/3-1Q

 **MITSUBISHI ESTATE CO., LTD.**

Otemachi Park Building, 1-1, Otemachi 1-chome, Chiyoda-ku, Tokyo 100-8133, Japan

TEL +81-3-3287-5200 <https://www.mec.co.jp/>





**0**

**1890s**

## Starting from Scratch

Purchase of Marunouchi Land and Vision of a Major Business Center



The history of Tokyo's Marunouchi area began in 1890 when Yanosuke Iwasaki purchased the area at the request of the Meiji government of Japan.

At the time, the area was an expanse of flat, grassy fields that became known as Mitsubishigahara, or Mitsubishi Fields. Iwasaki's reasoning behind this acquisition was his belief that for Japan to become a modern nation, the country needed a business center such as that of New York or London. The purchase price was ¥1.28 million, about three times Tokyo's annual budget at the time—a massive sum that speaks to the boldness and inspiration of Iwasaki's decision.

1890  
1900  
1910  
1920  
1940  
1950  
1960  
1970  
1980  
1990  
1998  
2002  
2006  
2010  
2014  
2019  
2020  
↓

**1890s – 1950s**

## First Phase of Development

Dawning of a Full-Scale Business Center Development



The construction of the area's first modern office Building, Mitsubishi Ichigokan, was completed in 1894. Soon after, three-story redbrick office Buildings began springing up, resulting in the area becoming known as the "London Block."

Following the opening of Tokyo Station in 1914, the area was further developed as a business center. American-style large reinforced concrete Buildings lined the streets. Along with the more functional look, the area was renamed the "New York Block."

**1960s – 1980s**

## Second Phase of Development

An Abundance of Large-Capacity Office Buildings Reflecting a Period of Rapid Economic Growth



As Japan entered an era of heightened economic growth, there was a sharp increase in demand for office space. Through the Marunouchi remodeling plan that began in 1959, the area was rebuilt with large-scale office buildings, providing a considerable supply of highly integrated office space. Sixteen such buildings were constructed, increasing the total available floor space by more than five times. In addition, Naka-dori Avenue, stretching from north to south through the Marunouchi area, was widened from 13 meters to 21 meters.

The 1980s marked the appearance of high-rise buildings more than 100 meters tall in the area. However, even amid this changing skyline, the Marunouchi area remained a business center with beautiful scenic views of the waters and green woods of the Imperial Palace.

**1998 – 2019**

## Third Phase of Development

(First and second stage of redeveloping Marunouchi)  
The World's Most Interaction-Inspiring Neighborhood



In 1998, Mitsubishi Estate began to work on a project which aimed to create a landscape that would give a new image to the area based on the concept of "The world's most interaction-inspiring neighborhood."

Starting with the completion of the Marunouchi Building in 2002, Mitsubishi Estate rebuilt many buildings in line with the new concept.

Soon after, we have expanded the vibrant and bustling atmosphere of Marunouchi to Otemachi and Yurakucho, deepening the business function as well as widening the versatility of city function.

**2020 –**

## Marunouchi NEXT Stage

Focus Shifted to Make the Marunouchi Redevelopment Project Broader and More Comprehensive



Setting the community development from 2020's as the "Marunouchi NEXT Stage", we strive to provide co-creation platform for innovation through companies, employees, and visitors. In addition, as we have set the Yurakucho and Tokiwabashi area as the main redevelopment area, approximately 600 billion to 700 billion yen in total will be invested by 2030 to promote redevelopment and renovation.

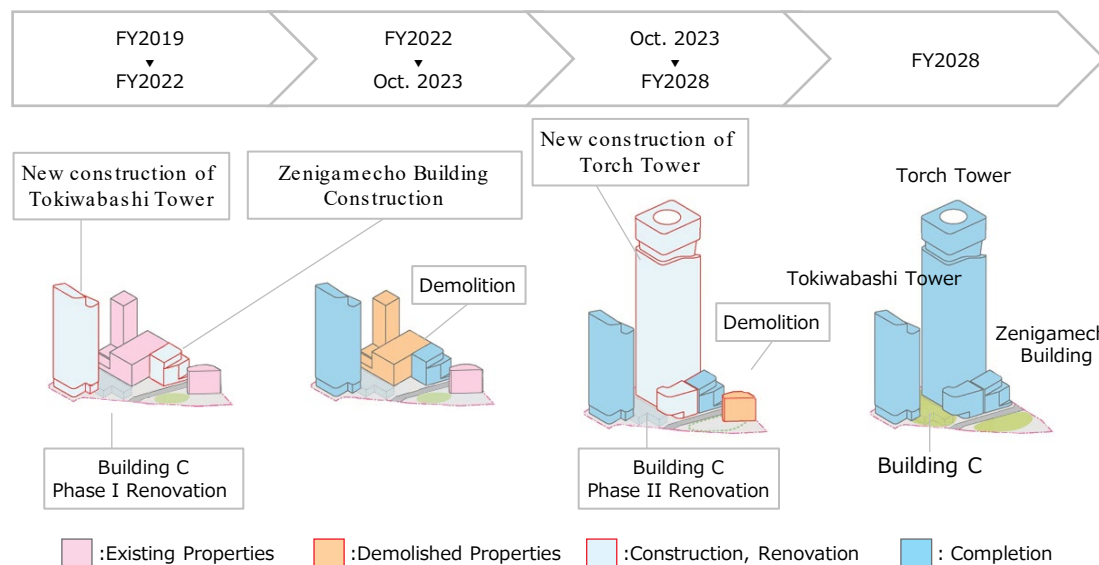


## Marunouchi

### TOKYO TORCH (Tokyo Tokiwabashi Project)

	Tokiwabashi Tower	Torch Tower	Building C	Zenigamecho Building
Name	TOKYO TORCH(Tokyo Tokiwabashi Project)			
Location	Chiyoda,Tokyo and Chuo, Tokyo			
Site Area	31,400㎡			
Total Floor Area	146,000㎡	544,000㎡	20,000㎡	30,000㎡
Floor Area Ratio	1,860%			
Floors(above ground / below ground) Height	38/5 212m	63/4 390m	- /4	9/3 53m
Construction Begins	Jan. 2018	Oct. 2023	Jan. 2018	Apr. 2017
Expected Completion	Jun. 2021	FY2028	FY2028	Mar. 2022
Map Number	⑰			

### Schedule



©Mitsubishi Jisho Design Inc.



## Marunouchi

### The Latest Projects



Name	Mizuho Marunouchi Tower・Ginkokaikan・Marunouchi Terrace	Tokiwabashi Tower (Building A)	(Tentative name) Uchikanda 1-chome Project
Location	Chiyoda, Tokyo	Chiyoda, Tokyo and Chuo, Tokyo	Chiyoda, Tokyo
Site Area	11,200㎡	31,400㎡ (Project Total)	5,100㎡
Total Floor Area	180,900㎡	146,000㎡ (Building A)	85,200㎡
Floor Area Ratio	1,300%	1,860% (Project Total)	1,400%
Floors(above ground / below ground)	Mizuho Marunouchi Tower・Ginkokaikan: 29/4 Marunouchi Terrace: 10/4	38/5	26/3
Construction Began	Jan. 2018	Jan. 2018	Jul. 2022
Expected Completion	Sep. 2020 (Completed)	Jun. 2021	Nov. 2025
Map Number	⑩	⑪	⑫

## Marunouchi

### Redevelopment Buildings

					
Name	Marunouchi Building	The Industry Club of Japan・ Mitsubishi UFJ Trust and Banking Building	Marunouchi Kitaguchi Building (Marunouchi Oazo)	Tokyo Building	Shin-Marunouchi Building
Location	Chiyoda, Tokyo	Chiyoda, Tokyo	Chiyoda, Tokyo	Chiyoda, Tokyo	Chiyoda, Tokyo
Site Area	10,000㎡	8,100㎡	23,800㎡ (Entire Marunouchi Oazo)	8,100㎡	10,000㎡
Total Floor Area	159,800㎡	109,900㎡	65,600㎡	149,300㎡	195,400㎡
Floor Area Ratio	1,437%	1,234%	1,272%	1,700%	1,760%
Leasable Area	76,200㎡	40,500㎡	53,600㎡	83,400㎡	103,500㎡
Floors(above ground / below ground)	37/4	30/4	29/4	33/4	38/4
Completion	Aug. 2002	Feb. 2003	Aug. 2004	Oct. 2005	Apr. 2007
Map Number	①	②	③	④	⑤

## Marunouchi

### Redevelopment Buildings

						
Name	JA Building	Keidanren Kaikan	Marunouchi Park Building	Marunouchi Eiraku Building	OTEMACHI FINANCIAL CITY	
					North Tower	South Tower
Location	Chiyoda, Tokyo	Chiyoda, Tokyo	Chiyoda, Tokyo	Chiyoda, Tokyo	Chiyoda, Tokyo	Chiyoda, Tokyo
Site Area	13,400㎡		12,000㎡	8,000㎡	14,100㎡	
Total Floor Area	236,000㎡ for total of 3 buildings (Nikkei, JA, and Keidanren)		195,600㎡	139,700㎡	109,600㎡	133,200㎡
Floor Area Ratio	1,590% for total of 3 buildings (Nikkei, JA, and Keidanren)		1,565%	1,593%	1,570%	
Leasable Area	33,100㎡	15,400㎡	117,400㎡	49,600㎡	27,200㎡	59,100㎡
Floors (above ground / below ground)	37/3	23/4	34/4	27/4	31/4	35/4
Completion	Apr. 2009	Apr. 2009	Apr. 2009	Jan. 2012	Oct. 2012	Oct. 2012
Map Number	⑥	⑦	⑧	⑨	⑩	⑪



## Marunouchi




### Redevelopment Buildings

				
Name	Otemon Tower・ENEOS Building	OTEMACHI FINANCIAL CITY GRAND CUBE	Otemachi Park Building	Marunouchi Nijubashi Building
Location	Chiyoda, Tokyo	Chiyoda, Tokyo	Chiyoda, Tokyo	Chiyoda, Tokyo
Site Area	6,900㎡	9,800㎡	9,300㎡	9,900㎡
Total Floor Area	107,600㎡	193,600㎡	151,700㎡	174,100㎡
Floor Area Ratio	1,400%	1,650%	1,400%	1,500%
Leasable Area	44,500㎡	131,400㎡	84,200㎡	78,400㎡
Floors (above ground / below ground)	22/5	31/4	29/5	30/4
Completion	Nov. 2015	Apr. 2016	Jan. 2017	Oct. 2018
Map Number	⑫	⑬	⑭	⑮



## Tokyo

### The Latest Projects (Outside of Marunouchi)

						
Name	msb Tamachi (musubu Tamachi) (Tower S)	Link Square Shinjuku	CO·MO·RE YOTSUYA	the ARGYLE aoyama	(Tentative name) Toyosu 4-2 development project	(Tentative name) Akasaka 2·6-chome Development Project
Location	Minato, Tokyo	Shibuya, Tokyo	Shinjuku, Tokyo	Minato, Tokyo	Koto, Tokyo	Minato, Tokyo
Site Area	11,700㎡	4,100㎡	17,900㎡	2,300㎡	19,500㎡	14,200㎡
Total Floor Area	138,300㎡	43,800㎡	139,600㎡	23,100㎡	136,000㎡	21,000㎡
Floors (above ground / below ground)	31/2	16/2	31/3 (Office Wing)	20/2	Bldg. A : 18/1 Bldg. B : 15/1	Bldg. East : 41/4 Bldg. West : 19/3
Construction Began	-	Jun. 2017	Sep. 2016	Dec. 2017	Jul. 2022	FY2024
Expected Completion	May 2018	Aug. 2019	Jan. 2020	Jun. 2020	Jun. 2025	FY2029

## Nationwide

### Major Properties

				
Name	Yokohama Landmark Tower	Dai Nagoya Building	Grand Front Osaka	
			South Building(Tower A)	North Building(Tower B, C)
Location	Yokohama, Kanagawa	Nagoya, Aichi	Osaka, Osaka	Osaka, Osaka
Site Area	38,100㎡	9,200㎡	10,600㎡	22,700㎡
Total Floor Area	392,900㎡	148,100㎡	188,800㎡	295,500㎡
Leasable Area	219,800㎡	81,300㎡	77,500㎡	24,700㎡
Floors (above ground / below ground)	70/4	34/4	38/3	Tower B: 38/3 Tower C: 33/3
Completion	Jul. 1993	Oct. 2015	Mar. 2013	Feb. 2013



## List of Properties

Name	Location	Site Area	Total Floor Area	Leasable Area	Floors(above ground / below ground)	Completion
<b>Marunouchi Area</b>						
Otemachi Building	Chiyoda, Tokyo	10,500㎡	111,300㎡	74,900㎡	9/3	Apr. 1958
Shin-Otemachi Building	Chiyoda, Tokyo	8,500㎡	88,800㎡	62,000㎡	10/3	Dec. 1958
Nippon Building	Chiyoda, Tokyo	16,500㎡	120,500㎡	49,700㎡	14/4	Jul. 1962
Marunouchi Nakadori Building	Chiyoda, Tokyo	4,500㎡	46,100㎡	29,600㎡	10/4	Jan. 1963
Shin-Tokyo Building	Chiyoda, Tokyo	9,800㎡	106,000㎡	73,200㎡	9/4	Jun. 1963
Marunouchi 2-chome Building	Chiyoda, Tokyo	3,700㎡	46,000㎡	31,700㎡	10/4	Jul. 1964
Shin-Kokusai Building	Chiyoda, Tokyo	7,000㎡	77,500㎡	41,400㎡	9/4	Sep. 1965
Yurakucho Building	Chiyoda, Tokyo	3,600㎡	42,200㎡	23,300㎡	11/5	May 1966
Kokusai Building	Chiyoda, Tokyo	5,600㎡	76,900㎡	42,200㎡	9/6	Sep. 1966
Shin-Yurakucho Building	Chiyoda, Tokyo	7,200㎡	83,700㎡	52,200㎡	14/4	Jan. 1967
TOKIWA BRIDGE	Chiyoda, Tokyo	1,500㎡	14,300㎡	10,500㎡	13/3	Feb. 1972
Mitsubishi Building	Chiyoda, Tokyo	5,700㎡	60,400㎡	38,100㎡	15/4	Mar. 1973
Kishimoto Building	Chiyoda, Tokyo	3,200㎡	34,000㎡	8,700㎡	11/2	Jul. 1980
Shin-Nisseki Building	Chiyoda, Tokyo	2,500㎡	26,600㎡	5,700㎡	11/2	Jul. 1981
Hibiya Kokusai Building	Chiyoda, Tokyo	10,400㎡	128,400㎡	71,000㎡	31/5	Oct. 1981
Marunouchi Building	Chiyoda, Tokyo	10,000㎡	159,800㎡	76,200㎡	37/4	Aug. 2002
The Industry Club of Japan・ Mitsubishi UFJ Trust and Banking Building	Chiyoda, Tokyo	8,100㎡	109,900㎡	40,500㎡	30/4	Feb. 2003
Marunouchi Kitaguchi Building (Marunouchi Oazo)	Chiyoda, Tokyo	23,800㎡ (Entire Marunouchi Oazo)	65,600㎡	53,600㎡	29/4	Aug. 2004
Tokyo Building	Chiyoda, Tokyo	8,100㎡	149,300㎡	83,400㎡	33/4	Oct. 2005
Shin-Marunouchi Building	Chiyoda, Tokyo	10,000㎡	195,400㎡	103,500㎡	38/4	Apr. 2007

## List of Properties

Name	Location	Site Area	Total Floor Area	Leasable Area	Floors(above ground / below ground)	Completion
JA Building	Chiyoda, Tokyo	13,400㎡	236,000㎡	33,100㎡	37/3	Apr. 2009
Keidanren Kaikan	Chiyoda, Tokyo		for total of 3 buildings (Nikkei, JA, and Keidanren)	15,300㎡	23/4	Apr. 2009
Marunouchi Park Building	Chiyoda, Tokyo	12,000㎡	195,600㎡	117,400㎡	34/4	Apr. 2009
Marunouchi Eiraku Building	Chiyoda, Tokyo	8,000㎡	139,700㎡	49,600㎡	27/4	Jan. 2012
OTEMACHI FINANCIAL CITY North Tower	Chiyoda, Tokyo	14,100㎡	109,600㎡	27,200㎡	31/4	Oct. 2012
OTEMACHI FINANCIAL CITY South Tower	Chiyoda, Tokyo		133,200㎡	59,100㎡	35/4	Oct. 2012
Otemon Tower・ENEOS Building	Chiyoda, Tokyo	6,900㎡	107,600㎡	44,500㎡	22/5	Nov. 2015
OTEMACHI FINANCIAL CITY GRAND CUBE	Chiyoda, Tokyo	9,800㎡	193,600㎡	131,400㎡	31/4	Apr. 2016
Otemachi Park Building	Chiyoda, Tokyo	9,300㎡	151,700㎡	83,000㎡	29/5	Jan. 2017
Marunouchi Nijubashi Building	Chiyoda, Tokyo	9,900㎡	174,100㎡	79,000㎡	30/4	Oct. 2018
Mizuho Marunouchi Tower・Ginkokaikan・Marunouchi Terrace	Chiyoda, Tokyo	11,200㎡	180,900㎡	-	Mizuho Marunouchi Tower・Ginkokaikan: 29/4 Marunouchi Terrace: 10/4	Sep. 2020
TOKYO TORCH (Tokyo Tokiwabashi Project)	Chiyoda, Tokyo and Chuo, Tokyo	31,400㎡	Tokiwabashi Tower: 146,000㎡ Torch Tower: 544,000㎡ Building C: 20,000㎡ Zenigamecho Building: 30,000㎡	-	Tokiwabashi Tower: 38/5 Torch Tower: 63/4 Building C: -/4 Zenigamecho Building: 9/3	Tokiwabashi Tower: Jun. 2021 Torch Tower: FY2028 Building C: FY2028 Zenigamecho Building: Mar. 2022
(Tentative name) Uchikanda 1-chome Project	Chiyoda, Tokyo	5,100㎡	85,200㎡	-	26/3	Nov. 2025
<b>Tokyo (Outside of Marunouchi)</b>						
Mitsubishi Chemical Nihonbashi Building	Chuo, Tokyo	1,700㎡	18,800㎡	11,600㎡	9/3	Sep. 1965
Mita Kokusai Building	Minato, Tokyo	20,800㎡	111,700㎡	77,100㎡	26/3	Jun. 1975
Shin-Aoyama Building	Minato, Tokyo	10,200㎡	101,600㎡	60,200㎡	23/4	Oct. 1978
Kokusai Shin-Akasaka Building	Minato, Tokyo	11,800㎡	81,200㎡	46,100㎡	24/3	Sep. 1980



## List of Properties

Name	Location	Site Area	Total Floor Area	Leasable Area	Floors(above ground / below ground)	Completion
Sanno Park Tower	Chiyoda, Tokyo	15,000㎡	219,200㎡	123,600㎡	44/4	Jan. 2000
Toyosu Front	Koto, Tokyo	13,700㎡	107,000㎡	72,600㎡	15/2	Aug. 2010
Shinjuku Front Tower	Shinjuku, Tokyo	9,600㎡	94,000㎡	58,000㎡	35/2	May 2011
Shinjuku Eastside Square	Shinjuku, Tokyo	25,800㎡	170,200㎡	120,500㎡	20/2	Apr. 2012
Toyosu Foresia	Koto, Tokyo	16,200㎡	101,500㎡	67,100㎡	16/2	Jul. 2014
Front Place Minami-Shinjuku	Shibuya, Tokyo	900㎡	5,900㎡	4,100㎡	8/1	Sep. 2015
msb Tamachi(musubu Tamachi) (Tower S)	Minato, Tokyo	11,700㎡	138,300㎡	47,200㎡	31/2	May 2018
Link Square Shinjuku	Shibuya, Tokyo	4,100㎡	43,800㎡	27,700㎡	16/2	Aug. 2019
CO・MO・RE YOTSUYA	Shinjuku, Tokyo	17,900㎡	139,600㎡	56,600㎡	31/3(Office Wing)	Jan. 2020
the ARGYLE aoyama	Minato, Tokyo	2,300㎡	23,100㎡	15,000㎡	20/2	Jun. 2020
(Tentative name) Minami-Aoyama 3-chome project	Minato, Tokyo	2,400㎡	14,700㎡	-	13/1	Feb. 2023
(Tentative name) Toyosu 4-2 Developmnt project	Koto, Tokyo	19,500㎡	136,000㎡	-	Bldg. A :18/1 Bldg. B :15/1	Jun. 2025
(Tentative name) Akasaka 2・6-chome Development Project	Minato, Tokyo	14,200㎡	210,000㎡	-	Bldg. East:41/4 Bldg. West:19/3	FY2029
CIRCLES GINZA	Chuo, Tokyo	300㎡	2,200㎡	1,900㎡	10/-	Nov. 2019
CIRCLES HIRAKAWACHO	Chiyoda, Tokyo	200㎡	1,100㎡	1,000㎡	12/-	Nov. 2021
CIRCLES NIBANCHO	Chiyoda, Tokyo	800㎡	5,300㎡	4,400㎡	12/-	Jan. 2022
CIRCLESNIHONBASHI KOFUNECHO	Chuo, Tokyo	400㎡	2,900㎡	2,400㎡	9/-	Apr. 2022
CIRCLESCIRCLES NISHI-SHINJUKU	Shinjuku, Tokyo	500㎡	4,900㎡	4,000㎡	11/1	Aug. 2022

## List of Properties

Name	Location	Site Area	Total Floor Area	Leasable Area	Floors(above ground / below ground)	Completion
<b>Nationwide</b>						
Hokkaido Building	Sapporo, Hokkaido	2,500㎡	26,000㎡	18,600㎡	9/2	Dec. 1962
Hiroshima Park Building	Hiroshima, Hiroshima	1,600㎡	14,400㎡	9,300㎡	12/1	Jun. 1989
Yokohama Landmark Tower	Yokohama, Kanagawa	38,100㎡	392,900㎡	219,800㎡	70/4	Jul. 1993
Sendai Park Building	Sendai, Miyagi	2,700㎡	19,700㎡	11,900㎡	12/2	Aug. 1996
Kakyoin Square	Sendai, Miyagi	4,800㎡	40,700㎡	23,300㎡	23/2	Oct. 1999
Grand Front Osaka North Building(Tower B, C)	Osaka, Osaka	22,700㎡	295,500㎡	24,700㎡	Tower B: 38/3 Tower C: 33/3	Feb. 2013
Grand Front Osaka South Building(Tower A)	Osaka, Osaka	10,600㎡	188,800㎡	77,500㎡	38/3	Mar. 2013
Dai Nagoya Building	Nagoya, Aichi	9,200㎡	148,100㎡	81,300㎡	34/4	Oct. 2015
(Tentative name) Nishiki 3-25 Development Project	Nagoya, Aichi	4,870㎡	109,700㎡	-	41/4	Mar. 2026
Hakata Fukami Park Building	Hakata, Fukuoka	1,500㎡	12,600㎡	-	13/1	Feb. 2021
(Tentative name) Osaka Mitsubishi Building reconstruction project	Osaka, Osaka	3,600㎡	67,000㎡	48,800㎡	32/2	Apr. 2024
<b>Major sublease buildings</b>						
Asahi Life Insurance Otemachi Building	Chiyoda, Tokyo	3,700㎡	49,300㎡	28,400㎡	29/4	Jul. 1971
Palace Building	Chiyoda, Tokyo	10,400㎡	66,900㎡	43,700㎡	23/4	Jan. 2012
JP Tower	Chiyoda, Tokyo	11,600㎡	212,000㎡	93,100㎡	38/4	May 2012
msb Tamachi (musubu Tamachi) (Tower N)	Minato, Tokyo	13,700㎡	152,800㎡	96,000㎡	36/2	Jul. 2020
<b>Major subsidiaries' buildings</b>						
Tokyo Kotsu Kaikan	Chiyoda, Tokyo	5,900㎡	65,100㎡	21,600㎡	15/4	Jun. 1965
Sunshine City	Toshima, Tokyo	54,700㎡*1	427,700㎡*2	205,200㎡	60/5	Oct. 1978
Yurakucho Ekimae Building (Yurakucho ITOCiA)	Chiyoda, Tokyo	6,800㎡	72,000㎡	18,400㎡	21/4	Oct. 2007

\*1 Excluding Higashi Ikebukuro Chuo Park

\*2 Excluding Prince Hotel and Bunka Kaikan



## Independent Shopping Center

### Major Properties

					
Name	MARK IS Fukuoka Momochi	M's CROSS Omotesando	MARK IS Minatomirai	MARK IS Shizuoka	AQUA CITY ODAIBA
Location	Fukuoka, Fukuoka	Shibuya, Tokyo	Yokohama, Kanagawa	Shizuoka, Shizuoka	Minato, Tokyo
Site Area	42,300㎡	300㎡	18,000㎡	26,000㎡	25,000㎡
Total Floor Area	125,000㎡	1,400㎡	114,200㎡	118,000㎡	94,000㎡
Store Floor Area	48,000㎡	1,300㎡	42,200㎡	35,200㎡	42,500㎡
Number of Stores	163	2	174	130	140
Open	Nov. 2018	Sep. 2017	Jun. 2013	Apr. 2013	Apr. 2000

## Independent Shopping Center

## List of Properties

Name	Location	Site Area	Total Floor Area	Store Floor Area	Number of Stores	Open
Sky Building	Yokohama, Kanagawa	7,500㎡	97,500㎡	8,900㎡	40	Sep. 1996
AQUA CITY ODAIBA	Minato, Tokyo	25,000㎡	94,000㎡	42,500㎡	140	Apr. 2000
kurax	Sendai, Miyagi	1,000㎡	6,100㎡	3,500㎡	11	Feb. 2005
Izumi Park Town Tapio	Sendai, Miyagi	26,600㎡	49,000㎡	15,900㎡	79	Oct. 2008
Minami Sunamachi Shopping Center SUNAMO	Koto, Tokyo	24,300㎡	92,900㎡	38,500㎡	100	Oct. 2008
maruyama class	Sapporo, Hokkaido	7,700㎡	28,900㎡	14,100㎡	85	Mar. 2009
Higashikurume Shopping Center QURUNE	Kurume, Tokyo	13,800㎡	20,200㎡	11,400㎡	25	Nov. 2009
Saidaiji Green Terrace	Okayama, Okayama	25,800㎡	19,600㎡	16,600㎡	5	Nov. 2011
MARK IS Shizuoka	Shizuoka, Shizuoka	26,000㎡	118,000㎡	35,200㎡	130	Apr. 2013
MARK IS Minatomirai	Yokohama, Kanagawa	18,000㎡	114,200㎡	42,200㎡	174	Jun. 2013
Ponteporta Senju	Adachi, Tokyo	10,200㎡	30,700㎡	14,100㎡	45	Apr. 2014
M's CROSS Omotesando	Shibuya, Tokyo	300㎡	1,400㎡	1,300㎡	2	Sep. 2017
MARK IS Fukuoka Momochi	Fukuoka, Fukuoka	42,300㎡	125,000㎡	48,000㎡	163	Nov. 2018
M's CROSS Jingumae	Shibuya, Tokyo	300㎡	400㎡	400㎡	2	Sep. 2020

## PREMIUM OUTLETS®

### List of Properties



GOTEMBA PREMIUM OUTLETS®



FUKAYA HANAZONO PREMIUM OUTLETS® (Image)



Name	Location	Site Area	Total Floor Area	Store Floor Area	Number of Stores	Schedule
GOTEMBA PREMIUM OUTLETS®	Gotemba, Shizuoka	419,200㎡	70,400㎡	61,300㎡	290	Open: Jul. 2000, Phase2 expansion: Jul. 2003, Phase3 expansion: Mar. 2008, Phase4 expansion: Jun. 2020
RINKU PREMIUM OUTLETS®	Izumisano, Osaka	130,300㎡	64,900㎡	50,200㎡	250	Open: Nov. 2000, Phase2 expansion: Mar. 2002, Phase3 expansion: Dec. 2004, Phase4 expansion: Jul. 2012, Phase5 expansion: Aug. 2020
SANO PREMIUM OUTLETS®	Sano, Tochigi	174,600㎡	39,900㎡	37,300㎡	180	Open: Mar. 2003, Phase2 expansion: Jul. 2004, Phase3 expansion: Mar. 2006, Phase4 expansion: Jul. 2008
TOSU PREMIUM OUTLETS®	Tosu, Saga	134,200㎡	36,800㎡	31,700㎡	170	Open: Mar. 2004, Phase2 expansion: Dec. 2007, Phase3 expansion: Jul. 2011, Phase4 expansion: Nov. 2019
TOKI PREMIUM OUTLETS®	Toki, Gifu	284,600㎡	41,300㎡	35,100㎡	180	Open: Mar. 2005, Phase2 expansion: Oct. 2006, Phase3 expansion: Jul. 2010, Phase4 expansion: Nov. 2014
KOBE-SANDA PREMIUM OUTLETS®	Kobe, Hyogo	316,800㎡	49,600㎡	42,100㎡	210	Open: Jul. 2007, Phase2 expansion: Dec. 2009, Phase3 expansion: Dec. 2012
SENDAI-IZUMI PREMIUM OUTLETS®	Sendai, Miyagi	43,700㎡	20,300㎡	15,200㎡	80	Open: Oct. 2008
AMI PREMIUM OUTLETS®	Inashiki, Ibaraki	211,100㎡	34,700㎡	30,600㎡	160	Open: Jul. 2009, Phase2 expansion in Dec. 2011
SHISUI PREMIUM OUTLETS®	Inba, Chiba	421,000㎡	47,300㎡	42,100㎡	220	Open: Apr. 2013, Phase2 expansion: Apr. 2015, Phase3 expansion: Sep. 2018
FUKAYA HANAZONO PREMIUM OUTLETS® Project	Fukaya, Saitama	176,800㎡	34,600㎡	27,500㎡	130	Open: Oct. 2022
(Tentative name) KYOTO JOYO PREMIUM OUTLETS® Project	Joyo, Kyoto	245,000㎡	-	-	-	Scheduled to open at the same time as the opening of the neighboring roads.



## List of Properties



Tokyo Ryutsu Center Distribution B Building



Logicross Zama komatsubara



Logicross Zama

Name	Location	Site Area	Total Floor Area	Construction Start Date	Completion Date
Tokyo Ryutsu Center Distribution B Building	Ota, Tokyo	-	171,300㎡	-	Jun. 2017
Logicross Ebina	Ebina, Kanagawa	30,100㎡	61,900㎡	Nov. 2019	Nov. 2020
Logicross Hasuda	Hasuda, Saitama	49,500㎡	78,600㎡	Feb. 2020	Mar. 2021
Logista・Logicross Ibaraki Saito A Building	Ibaraki, Osaka	51,000㎡	116,000㎡	Feb. 2020	May 2021
Logista・Logicross Ibaraki Saito B Building	Ibaraki, Osaka	15,800㎡	31,200㎡	May 2020	May 2021
Logicross Zama Komatsubara	Zama, Kanagawa	21,900㎡	44,300㎡	Nov. 2020	Mar. 2022
Logicross Osaka Katano	Katano, Osaka	10,200㎡	20,800㎡	Nov. 2021	Nov. 2022
Tokyo Ryutsu Center Distribution A Building	Ota, Tokyo	-	205,000㎡	Dec. 2021	Aug. 2023
Logicross Zama Project	Zama, Kanagawa	80,900㎡	178,700㎡	Apr. 2022	Nov. 2023
Logicross Sagamihara	Sagamihara, Kanagawa	78,100㎡	170,900㎡	Jun. 2022	Dec. 2023
(Tentative name) Kyoto Joyo Core Logistics Facility	Joyo, Kyoto	119,000㎡	277,000㎡	2025	2026

## List of Properties



The Royal Park Canvas Sapporo Odori Park

## Hotel Management Business

Name	Location	Number of Rooms	Open
Royal Park Hotel	Chuo, Tokyo	419	Jun. 1989
Yokohama Royal Park Hotel	Yokohama, Kanagawa	603	Sep. 1993
Sendai Royal Park Hotel	Sendai, Miyagi	110	Apr. 1995
The Royal Park Hotel Iconic Tokyo Shiodome	Minato, Tokyo	490	Jul. 2003
Marunouchi Hotel	Chiyoda, Tokyo	205	Oct. 2004
The Royal Park Hotel Fukuoka	Fukuoka, Fukuoka	174	Jul. 2011
The Royal Park Hotel Kyoto Sanjo	Kyoto, Kyoto	172	Oct. 2011
The Royal Park Canvas Nagoya	Nagoya, Aichi	153	Nov. 2013
The Royal Park Hotel Tokyo Haneda	Ota, Tokyo	313	Sep. 2014
The Royal Park Hotel Kyoto Shijo	Kyoto, Kyoto	127	Apr. 2018
The Royal Park Hotel Hiroshima Riverside	Hiroshima, Hiroshima	127	Oct. 2018
The Royal Park Canvas Ginza 8	Chuo, Tokyo	121	Mar. 2019
The Royal Park Canvas Osaka Kitahama	Osaka, Osaka	238	Jun. 2019
The Royal Park Hotel Iconic Osaka Midosuji	Osaka, Osaka	352	Mar. 2020
The Royal Park Canvas Kobe Sannomiya	Kobe, Hyogo	170	Jan. 2021
The Royal Park Hotel Kyoto Umekoji	Kyoto, Kyoto	246	Mar. 2021
The Royal Park Canvas Kyoto Nijo	Kyoto, Kyoto	180	Jun. 2021
The Royal Park Canvas Sapporo Odori Park	Sapporo, Hokkaido	134	Oct. 2021
The Royal Park Hotel Iconic Kyoto	Kyoto, Kyoto	125	Apr. 2022
The Royal Park Canvas Ginza Corridor	Chuo, Tokyo	160	Fall 2022
Nagoya Sakae Hotel Project	Nagoya, Aichi	250	FY2025

## Hotel Development Business



Hotel Okura Kyoto Okazaki Bettei  
(MJ HOTEL Kyoto Okazaki)

Name	Location	Number of Rooms	Construction Begins	Open
The Royal Park Hotel Kyoto Shijo (MJ HOTEL Kyoto Shijo)	Kyoto, Kyoto	127	Jul. 2016	Apr. 2018
MJ HOTEL Asakusa	Taito, Tokyo	166	Mar. 2017	To be determined
The Royal Park Canvas Kobe Sannomiya (MJ HOTEL Kobe Sannomiya)	Kobe, Hyogo	170	Sep. 2019	Jan. 2021
The Royal Park Hotel Kyoto Umekoji (MJ HOTEL Kyoto Umekoji)	Kyoto, Kyoto	246	Jun. 2019	Mar. 2021
MIHARU TOKYO ASAKUSA STATION (MJ HOTEL Asakura Kaminarimon)	Taito, Tokyo	51	Dec. 2019	Apr. 2021
The Royal Park Canvas Sapporo Odori Park (MJ HOTEL Sapporo Odori Park)	Sapporo, Hokkaido	134	Mar. 2020	Oct. 2021
Hotel Okura Kyoto Okazaki Bettei (MJ HOTEL Kyoto Okazaki)	Kyoto, Kyoto	60	Feb. 2020	Jan. 2022
Nest Hotel Naha Nishi (MJ HOTEL Naha Nishi)	Naha, Okinawa	143	Sep. 2020	Mar. 2022
Sotetsu FRESA INN Sendai (MJ HOTEL Sendai Chuo)	Sendai, Miyagi	224	Oct. 2020	Jul. 2022
Hilton Okinawa Miyakojima Resort	Miyakojima, Okinawa	329	Feb. 2021	FY2023
Rosewood Miyakojima	Miyakojima, Okinawa	55	Mar. 2022	FY2024

## List of Projects

### Airport Administration Projects (Operated as Concession)

Project	Owning Entity	Operating Entity	Project Description	Consortium Corporations	Start Date	Management Period
Takamatsu Airport	National Gov.	Takamatsu Airport Co., Ltd.	Manage the whole airport	Mitsubishi Estate, Taisei Corporation, Pacific Consultants, etc.	Apr. 2018	15 years (Max. 50)
Fujisan Shizuoka Airport	Shizuoka Prefecture	Mt. Fuji Shizuoka Airport Co., Ltd.	Manage the whole airport	Mitsubishi Estate, Tokyu Corporation, etc.	Apr. 2019	20 years (Max. 40)
7 airports in Hokkaido	Government, Hokkaido, Asahikawa-city, Obihiro-city	Hokkaido Airports Co., Ltd.	Manage the whole airports	Mitsubishi Estate, Hokkaido Airport, Development Bank of Japan	Jun. 2020 onward, sequentially	30 years

### Maintenance/operation of of passenger terminal facilities and accepting private jets

Business target	Airport provider	Business entity	Business description	Consortium Corporations	Terminal Opening
Shimojishima Airport	Okinawa Prefecture	Shimojishima Airport Management Co., Ltd.	Terminals Construction and Management *Runways and other facilities are managed by Okinawa Prefecture	Mitsubishi Estate, Sojitsu, Kokubagumi	Mar. 2019



Future Image of Takamatsu Airport



Future Image of Fujisan Shizuoka Airport



Shimojishima Airport

Shimojishima Airport(Terminal)



## Domestic Condominiums

### Scheduled for delivery in FY2023

Name (Project Name)	Location	Site Area	Total Units	Scheduled Delivery
The Parkhouse Jiyugaoka Diana Garden	Meguro, Tokyo	3,600㎡	44	Aug. 2022
The Parkhouse Shin-Urayasu Marine Villa (2 construction areas)	Urayasu, Chiba	47,100㎡*	294	Nov. 2022
The Parkhouse Nagoya (2 construction areas)	Nishi, Nagoya	18,100㎡*	148	Feb. 2023
The Parkhouse Takanawa Matsugaoka	Minato, Tokyo	2,300㎡	73	Mar. 2023
The Parkhouse Fuchu	Fuchu, Tokyo	2,800㎡	182	Mar. 2023

\*Total occupying area



The Parkhouse Jiyugaoka Diana Garden



The Parkhouse Nagoya

## Domestic Condominiums

### Scheduled for delivery in FY2024



The Parkhouse Gran Kamiyamacho



The Parkhouse Kawagoe Tower

Name (Project Name)	Location	Site Area	Total Units	Scheduled Delivery
The Parkhouse Kojimachi Residence	Chiyoda, Tokyo	1,100㎡	85	Jun. 2023
The Parkhouse Izumi 1-chome	Nagoya, Aichi	500㎡	40	Jul. 2023
Tama-shi Sekido 2-chome Project	Tama, Tokyo	600㎡	42	Aug. 2023
Kawasaki-shi Nakahara-ku Kami-Shinjo 2-chome Project	Kawasaki, Kanagawa	1,400㎡	49	Aug. 2023
The Parkhouse Minami-Azabu	Minato, Tokyo	400㎡	26	Oct. 2023
Kyoto-shi Shimo-Kyoku Kawaharamachi Matsubara Project	Kyoto, Kyoto	700㎡	78	Nov. 2023
Musashino-shi Naka-cho 3-chome Project	Musashino, Tokyo	1,700㎡	45	Dec. 2023
The Parkhouse Kawagoe Tower	Kawagoe, Tokyo	2,600㎡	173	Dec. 2023
Taito-ku Yanaka 3-chome Project	Taito, Tokyo	700㎡	58	Jan. 2024
The Parkhouse Gran Kamiyamacho	Shibuya, Tokyo	4,000㎡	55	Feb. 2024
The Parkhouse Omiya Kishikicho Suitei	Saitama, Saitama	1,900㎡	106	Feb. 2024
Sumida-ku Higashi-Mukojima 2-chome Project	Sumida, Tokyo	1,300㎡	99	Feb. 2024
The Parkhouse Itabashi Oyama Okusunomori	Itabashi, Tokyo	5,300㎡	187	Mar. 2024
Setagaya-ku Nakamachi 4-chome Project	Setagaya, Tokyo	1,200㎡	29	Mar. 2024

\*Total occupying area

## Domestic Condominiums


### Large-scale Development Project & Condominium Reconstruction Project

#### Redevelopment Project ・ Large-scale Development Project ※Only major projects are listed

Scheduled Delivery	Location	Project Name	Total Units
FY2023	Yokohama, Kanagawa	Land Readjustment Project (H block) in West District around Kawawa-cho Station	Approx. 180
FY2023	Kita, Tokyo	Maintenance project of Kami-Jujo 1-chome 4-banchi Disaster prevention zone	Approx. 40
FY2024	Yokohama, Kanagawa	Kawawacho Station Area West District Rezoning Project Block E	Approx. 160
FY2025	Shinagawa, Tokyo	Togoshi 5-chome, 19 District Redevelopment Project	Approx. 240
After FY2026	Katsushika, Tokyo	Higashikanamachi 1-chome West District Urban Redevelopment Project	Approx. 900
	Shinagawa, Tokyo	Koyama 3-chome District 1 Urban Redevelopment Project	Approx. 850
	Minato, Tokyo	Mita Koyama-cho Nishi area Type 1n Urban Zone Redevelopment Project	Approx. 1,450
	Chuo, Tokyo	Toyomi area Type 1 Urban Zone Redevelopment Project	Approx. 2,070
Total			Approx. 23,360

#### Condominium Reconstruction Project ※Only major projects are listed

Scheduled Delivery	Location	Project Name	Total Units
FY2024	Shibuya, Tokyo	Court Yoyogi Oyama Rebuilding	Approx. 60
FY2025	Meguro, Tokyo	New Well Heights Jiyugaoka Rebuilding	Approx. 30
After FY2026	Yokohama, Kanagawa	Komadori Housing Rebuilding	Approx. 160
Total			Approx. 2,200



The Parkhouse Togoshi Park Tower  
(Togoshi 5-chome, 19 District)



## Rental Apartment

### List of Properties



The Parkhabio Waseda



The Parkhabio Sugamo

Name	Location	Total Units	Completion Date
Parkhabio Monzen Nakacho	Koto, Tokyo	129	Mar. 2014
Parkhabio Iidabashi	Chiyoda, Tokyo	113	Feb. 2015
Parkhabio Akasaka Tower	Minato, Tokyo	212	Mar. 2015
Parkhabio Akihabara Est	Taito, Tokyo	54	Mar. 2015
The Parkhabio Ueno Okachimachi	Taito, Tokyo	72	Sep. 2016
The Parkhabio Shinagawa Togoshi	Shinagawa, Tokyo	36	Nov. 2016
The Parkhabio Nihonbashi Kodenmacho	Chuo, Tokyo	44	Nov. 2017
The Parkhabio Nihonbashi Hakozaicho	Chuo, Tokyo	50	Feb. 2018
The Parkhabio Waseda	Shinjuku, Tokyo	99	Mar. 2018
The Parkhabio Sugamo	Toshima, Tokyo	188	May 2018
The Parkhabio Ebisu Place	Shibuya, Tokyo	71	Sep. 2018
The Parkhabio Nishiyokohama	Yokohama, Kanagawa	81	Nov. 2018
The Parkhabio Meguro Fort	Meguro, Tokyo	27	Jan. 2019
The Parkhabio Kiba	Koto, Tokyo	223	Feb. 2019
The Parkhabio Nihonbashi Bakurocho	Chuo, Tokyo	110	May 2019
The Parkhabio Kagurazaka Kazuki	Shinjuku, Tokyo	77	May 2019
The Parkhabio Sangenjaya	Setagaya, Tokyo	63	Jun. 2019
The Parkhabio Akabane	Kita, Tokyo	39	Sep. 2019
The Parkhabio Kamata	Ota, Tokyo	60	Feb. 2020
The Parkhabio Komagome	Kita, Tokyo	42	Feb. 2020
The Parkhabio Sumiyoshi	Sumida, Tokyo	63	Mar. 2020
The Parkhabio Kagurazaka	Shinjuku, Tokyo	54	Mar. 2020
The Parkhabio Himonya	Meguro, Tokyo	44	Mar. 2020
The Parkhabio Nishiioi	Shinagawa, Tokyo	85	Apr. 2020
The Parkhabio Shin-okachimachi	Taito, Tokyo	93	Oct. 2020
The Parkhabio Yoyogi Hatsudai	Shibuya, Tokyo	78	Mar. 2021
The Parkhabio Nakano Shimbashi	Nakano, Tokyo	66	May 2021
The Parkhabio Shinsen	Meguro, Tokyo	102	May 2021
The Parkhabio Minamioi	Shinagawa, Tokyo	109	May 2021
The Parkhabio Meguro Residence	Shinagawa, Tokyo	66	May 2021
The Parkhabio Hongo Kikuzaka	Bunkyo, Tokyo	65	Jun. 2021
The Parkhabio Koenji Residence	Suginami, Tokyo	140	Aug. 2021
The Parkhabio Azabujuban	Minato, Tokyo	106	Oct. 2021
The Parkhabio Shin-Koenji	Suginami, Tokyo	58	Oct. 2021
The Parkhabio Koishikawa	Bunkyo, Tokyo	56	Dec. 2021

In addition to the listed above, there are approximately 45 projects under development

## North America

### List of Properties

Name	Location	Main Use	Site Area(mi)	Leasable Area(mi)	Floors <sup>*1</sup> / Units	Completion Date
1271 Avenue of the Americas	New York, New York	Office·Retail	8,950	195,000	48/3	Completed in 1959 Renovated in 2019
1221 Avenue of the Americas	New York, New York	Office·Retail	10,000	244,000	51/5	1972
Rose Hill	New York, New York	Residence	900	13,400	123	2022
200 East 83rd	New York, New York	Residence	1,000	18,000	86	2023
600 Fifth Street NW	Washington, D.C.	Office	4,500	37,000	12/3	2025
Liv Crossroads	Gilbert, Arizona	Rental Apartment	79,000	28,900	356	2022
Liv Laveen	Laveen, Arizona	Rental Apartment	110,900	29,500	360	2024
1158 Delaware	Denver, Colorado	Rental Apartment	2,800	28,800	13	2024
1072 West Peachtree	Atlanta, Georgia	Mixed Use	4,600	49,300	350	2025
Hanover	Northampton, Pennsylvania	Logistics	146,500	42,200	1	2022
Stateline 77 Building1·2	Fort Mill, South Carolina	Logistics	313,600	93,600	1	2022
55 Paradise	Bay Shore, New York	Logistics	437,000	16,700	1	2023
Virginia Data Center Building 1·2	Loudon, Virginia	Data center	587,000 <sup>*2</sup>	51,000	-	2024 (Building1) 2025 (Building2)

### NORTH AMERICA



★ Mitsubishi Estate Group office locations

\*1 Floors (above ground / below ground)

\*2 Total site area as all 7 buildings are scheduled to open




Stateline 77



1072 West Peachtree



Rose Hill



1221 Avenue of the Americas



1271 Avenue of the Americas

## Europe

### List of Properties

Name	Location	Main Use	Site Area(m <sup>2</sup> )	Leasable Area(m <sup>2</sup> )	Floors* / Units	Completion Date
Clive House	London, UK	Office	1,800	8,000	8/1	1930's Renovated in 2003
1 Victoria Street	London, UK	Office	7,900	31,200	9/3	1960's
Warwick Court	London, UK	Office•Retail	3,300	19,000 *After renovation	8/2	2003 Renovated in 2022
Central Saint Giles	London, UK	Office•Retail	7,900	38,800	11/2	2010
245 Hammersmith Road	London, UK	Office•Retail	5,000	24,000	12/1	2019
8 Bishopsgate	London, UK	Office•Retail	3,460	53,000	51/3	2022
60-72 Upper Ground	London, UK	Office•Retail	10,400	To be determined	To be determined	Late 2020's
46 Rue La Boétie	Paris, France	Office	580	2,400	9/-	1964 Renovated in 2008
dMoura1 (Cristóbal de Moura 121-125)	Barcelona, Spain	Office	3,000	11,000	10/2	2022
(Tentative name) Fyrkanten 11	Stockholm, Sweden	Office•Retail• Residence	1,600	7,800 *After renovation	8/2	1920 Renovated in 2023
The Lark (Nine Elms Park)	London, England	Rental Apartment	3,600	13,000	195	2022
(Tentative name) Morello	London, England	Rental Apartment	3,300	24,000	338	2023

## EUROPE




\* Floors(above ground / below ground)




8 Bishopsgate



Warwick Court



Central Saint Giles



(Tentative name) Morello



## Asia / Oceania

### List of Properties

Name	Location	Main Use	Site Area(m <sup>2</sup> )	Leasable Area(m <sup>2</sup> )	Floors / Units	Completion Date
Beijing Diamond Plaza	Beijing, China	Office	26,800	18,100	3	2005
ALPHA PARK	Hangzhou, Zhejiang, China	Office	52,500	172,300	23	2021
Suzhou Business Park	Jiangsu, Suzhou, China	Office	49,600	220,400 <sup>*1</sup>	18	2024
Nangang CITY LINK	Taipei City, Taiwan	Office·Hotel·Retail	67,000	200,000 <sup>*1</sup>	-	2015
Taiwan Nangang Yucheng Project	Taipei City, Taiwan	Office	5,300	-	27	2023
Central Village 1·2	Samut Prakan, Thailand	Outlet mall	153,000	60,000 <sup>*1</sup>	1	2022
One City Centre	Bangkok, Thailand	Office·Retail	9,700	61,000	61	2022
Savya Financial Center North Tower	Manila, Philippines	Office·Retail	6,000 <sup>*2</sup>	29,700 <sup>*1</sup>	14	2022
Riverbank Place	Ho Chi Minh, Vietnam	Office	3,200	9,000	25 <sup>*3</sup>	2014
Capita Spring	Singapore	Office·Serviced Apartment·Retail	6,100	93,400 <sup>*1</sup>	51	2021
Trinity Tower	Jakarta, Indonesia	Office·Retail	16,000	75,000	50	2021
Oasis Central Sudirman	Jakarta, Indonesia	Mixed Use Development	33,000	307,000 <sup>*1</sup>	Bldg. A: 75 Bldg. B: 65	2028
JS Luwansa Hotel	Jakarta, Indonesia	Hotel	7,700	244 <sup>*4</sup>	19	2013
The Okura Residences Jakarta	Jakarta, Indonesia	Serviced Apartment	6,000	39,200	46	2024
The Grand Outlet-East Jakarta	Karawang, Indonesia	Outlet mall	88,000	24,800	120 <sup>*5</sup>	2023
180 George Street	Sydney, Australia	Office·Retail	4,600	55,000	55	2022
Parkline Place	Sydney, Australia	Office·Retail	2,500	49,100	39	2024
One Circular Quay	Sydney, Australia	Residence·Hotel·Retail	4,100	86,800 <sup>*1</sup>	Residence: 161 Hotel: 220 <sup>*4</sup>	2027
Bandar Bukit Raja Industrial Gateway	Selangor, Malaysia	Logistics	157,000	-	-	2020 (Phase 1)



ALPHA PARK



Trinity Tower



Oasis Central Sudirman



Capita Spring



★ Mitsubishi Estate Group office and its project locations

● Major Project Locations

## Asia / Oceania

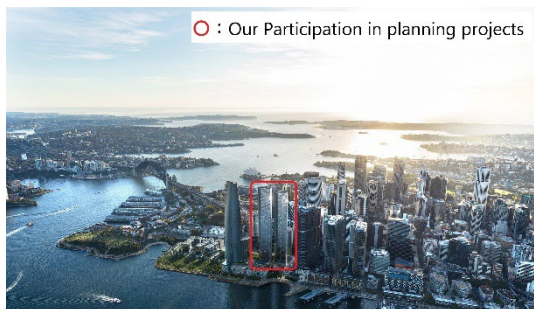
### List of Properties



Vanke・Nantong



Life Ladprao Hype



One Sydney Harbour

Name	Location	Site Area	Total Units	Completion Date
<b>South East Asia</b>				
Life one Wireless	Bangkok, Thailand	7,000㎡	1,344	2019
Life Asoke-Rama9	Bangkok, Thailand	14,000㎡	2,248	2020
Life Asoke Hype	Bangkok, Thailand	8,100㎡	1,253	2021
Life Ladprao Valley	Bangkok, Thailand	9,000㎡	1,140	2021
RHYTHM Ekkamai Estate	Bangkok, Thailand	3,600㎡	303	2022
Life Sathorn Sierra	Bangkok, Thailand	13,000㎡	1,971	2022
RHYTHM Charoenkrung Pavillion	Bangkok, Thailand	7,500㎡	421	2022
The Address Siam-Ratchathewi	Bangkok, Thailand	5,400㎡	880	2023
Life Rama 4	Bangkok, Thailand	8,700㎡	1,237	2024
Stonor 3	Kuala Lumpur, Malaysia	5,900㎡	400	2019
GEMS	Selangor, Malaysia	40,000㎡	676	2023
Sora gardens II	Binh Duong Province, Vietnam	7,900㎡	557	2021
Oasia (Previously:L34)	Dong Nai, Vietnam	344,000㎡	489	2023~2024
DAISAN	Tangerang, Indonesia	277,000㎡	1,767	2027
Kizuna Heights	Manila, Philippines	1,700㎡	1,036	2026
<b>East Asia</b>				
Vanke・Nantong	Nantong, Jiangsu	98,000㎡	1,170	2021
Vanke・Wuxi	Wuxi, Jiangsu	81,800㎡	1,556	2021
Zhongnan/Country Garden・Cullinan	Haimen, Jiangsu	91,800㎡	1,424	2021
Hainan・Amoy	Xiamen, Fujian	17,500㎡	311	2021
Taiwan・Ruentex feng hui	New Taipei City, Taiwan	5,700㎡	220	2021
Zhongnan・Southern Shore Mansion	Huainan, Anhui	89,000㎡	1,665	2023
Taiwan・De you xiu chuan	Taoyuan, Taiwan	2,500㎡	124	2024
Weifeng・Elegant Residence	Changchun, Jilin	250,000㎡	1,016	2024
Weifeng・Sunrise Building	Changchun, Jilin	120,000㎡	1,782	2024
Vanke・Halo Space	Yantai, Shandong	67,025㎡	1,441	2024
<b>Oceania</b>				
Melbourne Quarter	Melbourne, Australia	4,400㎡	719	2020
One Sydney Harbour R1/R2	Sydney, Australia	R1: 2,500㎡ R2: 2,200㎡	R1: 315 R2: 322	2024
Stockland Residential Rental Partnership Trust	Queensland・Victoria, Australia	Total 1,530,000㎡	1,959	2023~2027

## **Contact Information**

**Investor Relations Office,  
Corporate Communications Department  
Mitsubishi Estate Co., LTD.**

**+81-3-3287-5200**

**<https://www.mec.co.jp/>**

### **<Disclaimer>**

Regarding information on the properties of this material, it is based on judgment obtained from information available at the presentation date of this material.

Please be aware that actual information can result in different results depending on various factors.